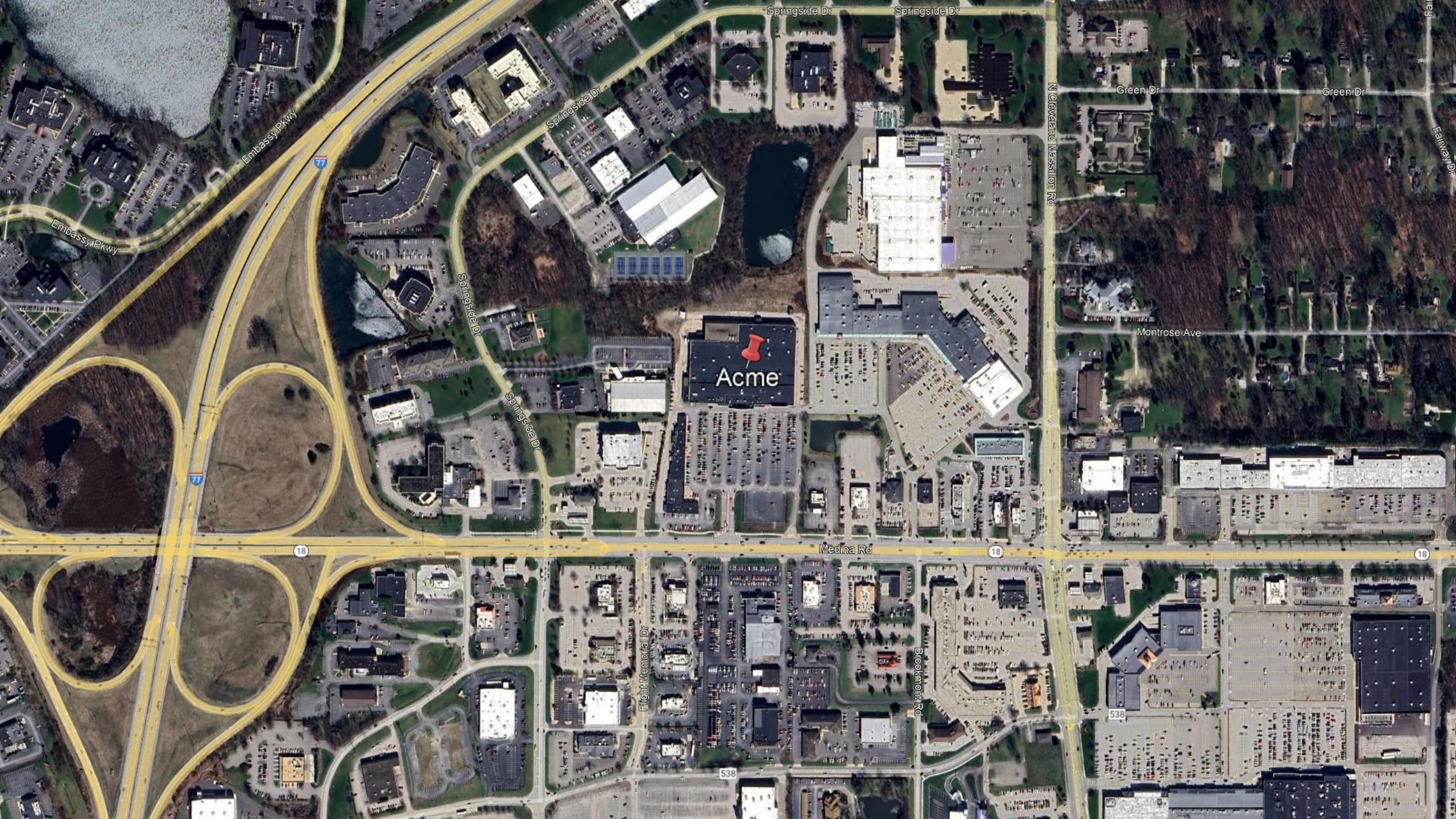


APPEARANCE REVIEW COMMISSION

APRIL 6, 2026





Acme

538

538

Embassy Pkwy

Springside Dr

Springside Dr

Springside Dr

Springside Dr

Springside Dr

Green Dr

Green Dr

Montrose Ave

Medina Rd

Flight Memorial Dr

Bookmont Rd

N Cleveland Massillon Rd

18

77

18

18

Montrose Plaza - NR CORE & SHELL

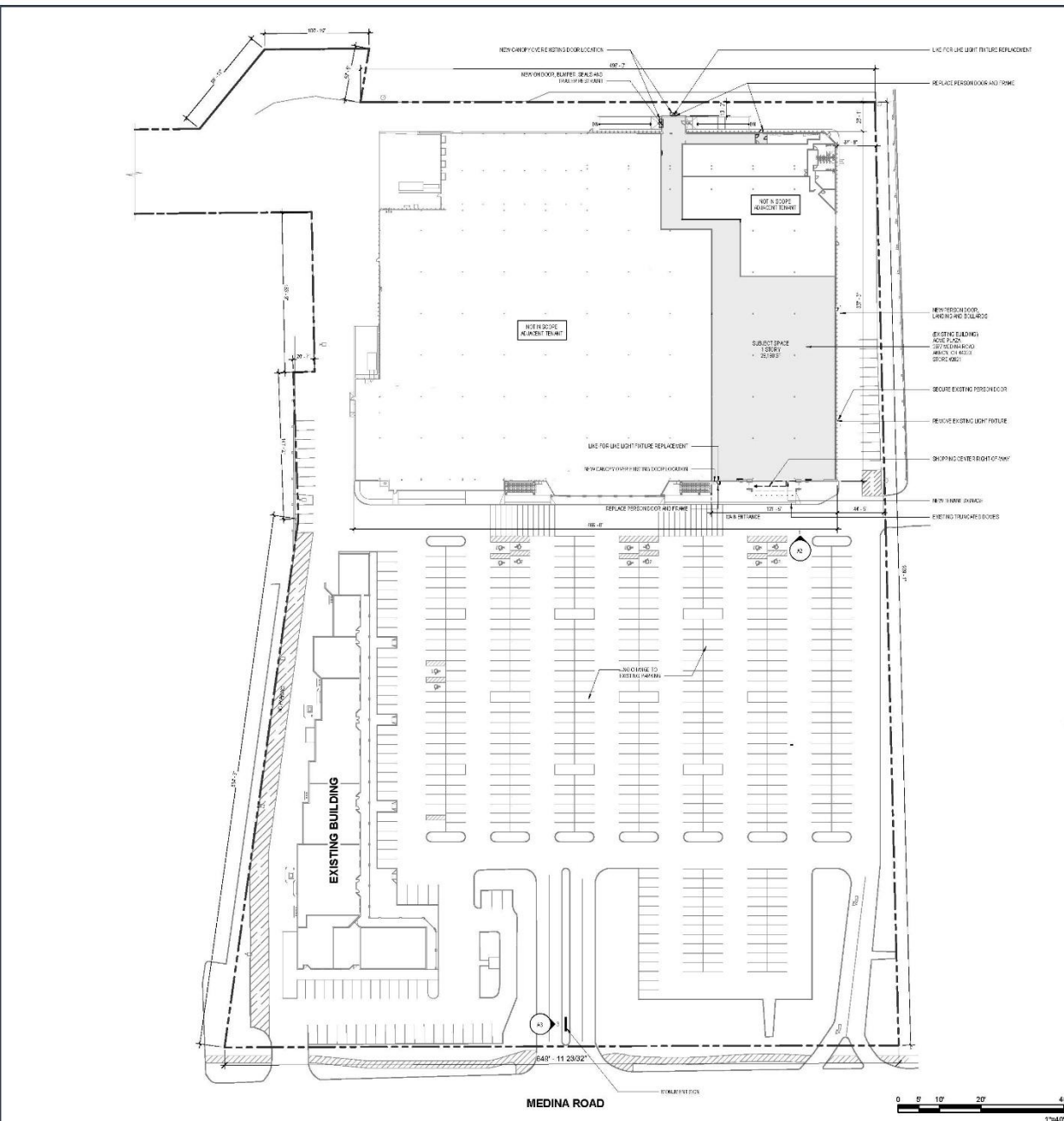
MONTROSE PLAZA
3375 MEDINA RD, AKRON, OH 44308

PROJECT NO. 2024-001
OWNER
ALBERT J. SMID
CONTACT: J. SMID
PHONE: 330.386.0777
EMAIL: jsmid@albertsmid.com

ARCHITECT
ARCADIS ARCHITECTS ENGINEERS AND INTERIOR ARCHITECTS
300 EAST 17TH STREET, SUITE 200
CLEVELAND, OH 44115
PHONE: 330.386.0777
EMAIL: cleveland@arcadis.com

STRUCTURAL ENGINEER
CITYMAN ENGINEERS
CONTACT: J. JAMES JONES
PHONE: 330.386.0777
EMAIL: jjones@cityman.com

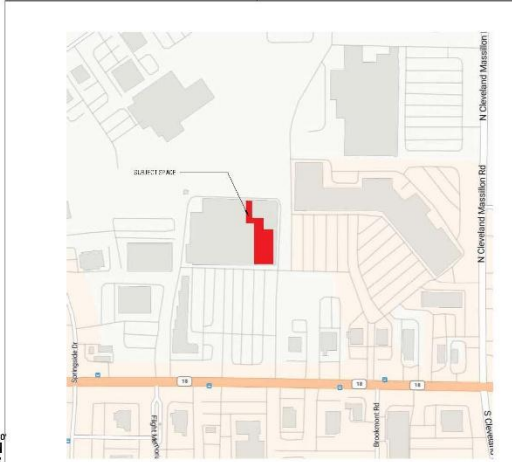
MECHANICAL ENGINEER
THERMADYNAMIC
CONTACT: J. RESHONDE (ENCL) BUCKLEY
PHONE: 330.386.0777
EMAIL: jreshonde@thermadynamic.com
CONTACT: CHRIS WATSON (MECHANICAL PLUMBING)
PHONE: 330.386.0777
EMAIL: cwatson@thermadynamic.com



LEGEND:

- 000% OF WORK
- - - PROPERTY LINE

1 SITE PLAN
SCALE: 1" = 60'



MAP DATA FROM OPENSTREETMAP 2026-02-12

NOT TO SCALE

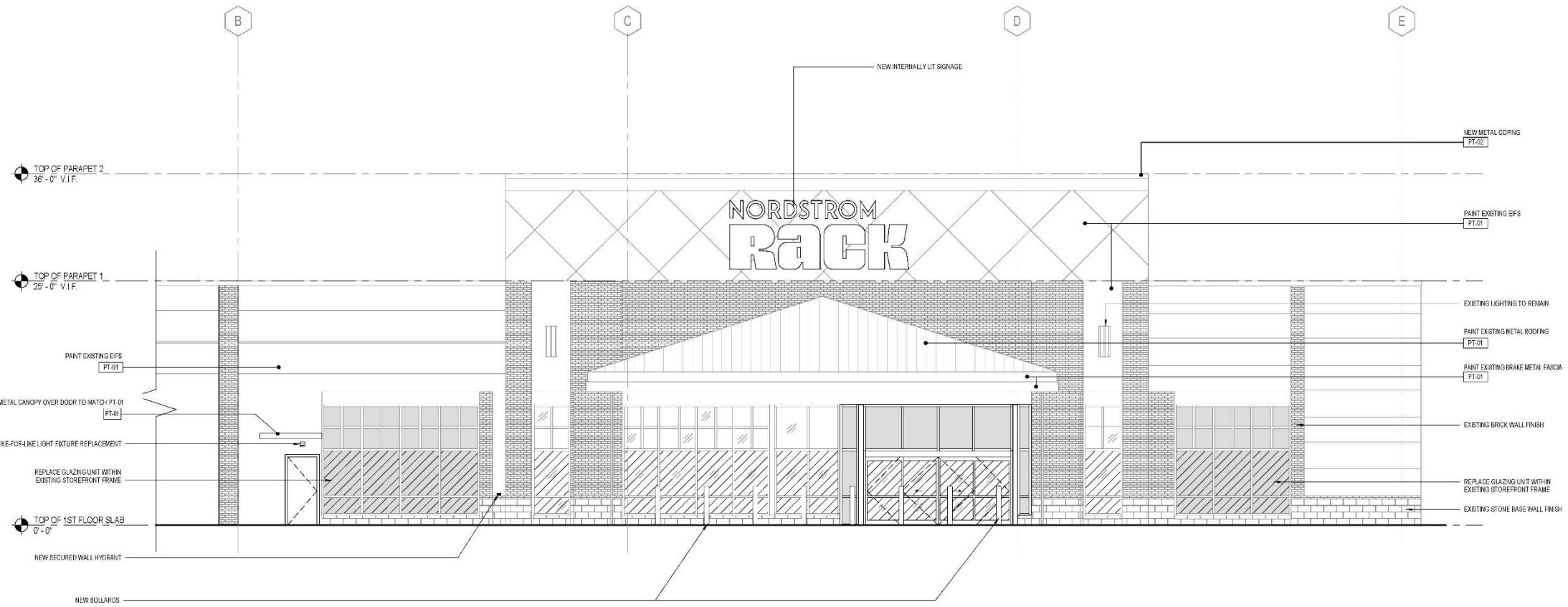
Revised:

Signature:





REV	DATE	DESCRIPTION
01	02/20/26	ISSUE FOR REVIEW

Project Status / Issue Reason
SITE PLAN



MATERIAL LEGEND

	GL-01	INSULATED GLAZING UNIT
	WF-01	SECURITY/ANTI-GRAFFITI WINDOW FILM
	PT-01	PAIN - SW 6000 - SHERWIN WILLIAMS SNOWFALL
	PT-02	PAIN - SW 7019 - SHERWIN WILLIAMS GAUNTLET

1 EXTERIOR ELEVATION


SCALE: 3/16" = 1'-0"



PT-01
ITEM: EXTERIOR PAINT
COLOR: SW 6000 - SNOWFALL
FINISH: FLAT
MANUFACTURER: SHERWIN WILLIAMS



PT-02
ITEM: EXTERIOR PAINT
COLOR: SW 7019 - GAUNTLET GRAY
FINISH: FLAT
MANUFACTURER: SHERWIN WILLIAMS



MT-01
ITEM: EXTERIOR BRAKE METAL
COLOR: CLEAR ANODIZED ALUMINUM (TO MATCH EXISTING)



GL-01
ITEM: INSULATED GLAZING (TO MATCH EXISTING)



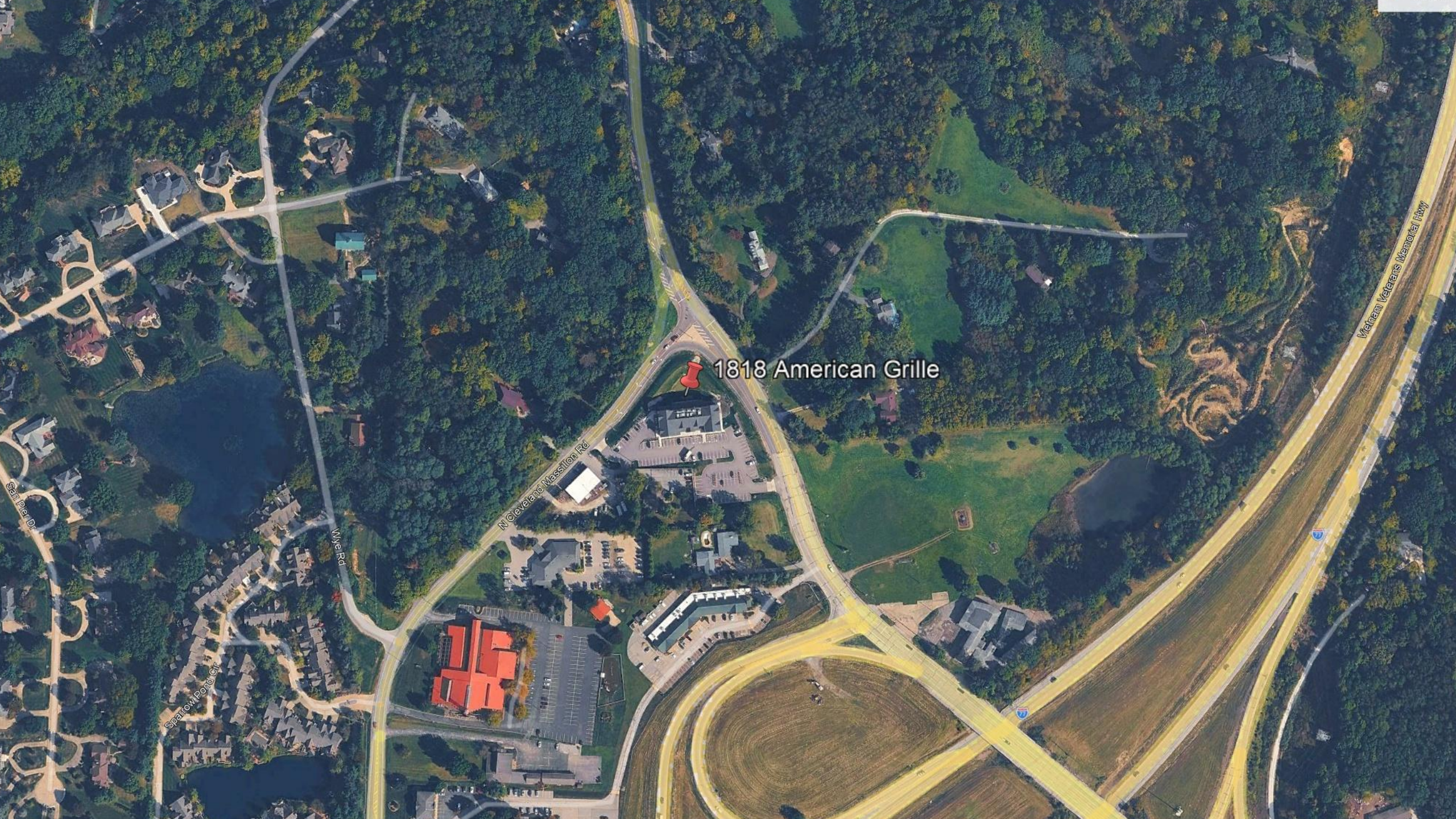
A - EXISTING STOREFRONT



B - PROPOSED STOREFRONT



C- MONUMENT SIGNAGE



1818 American Grille

N Cleveland Massillon Rd

Spartan Point Cir

Meyer Rd

Veterans Veterans Memorial Hwy

1818 American Grille, 1070 Ghent Rd, Bath, Oh 44333

**Restaurant Entry Sign:
Facing Parking Lot / Ghent Rd**

BEFORE



AFTER



Method of Construction/Installation

Restaurant Main Entry Sign:

- 52" x 52" x 1.5" Thick High Density Urethane Single Sided Panel w/ Smooth Background, Raised Text and Raised Border.
- Panel to be mounted to Wooden Beam Above using black angle brackets
- Bottom of Sign Panel Above Grade is 140"
- Sign is Non-Illuminated.

1818 American Grille, 1070 Ghent Rd, Bath, Oh 44333

Restaurant Patio Rear Sign:

Facing Intersection N. Cleveland Massillon Rd & Ghent Rd

BEFORE



AFTER



Method of Construction/Installation

Restaurant Rear Patio Sign:

- 52" x 52" x 1.5" Thick High Density Urethane Single Sided Panel w/ Smooth Background, Raised Text and Raised Border.
- Panel to be mounted to vertical deck railing using flat metal bars behind sign panel
- Bottom of Sign Panel Above Grade is 100"
- Sign is Non-Illuminated.

**Restaurant Entry Sign:
Facing Parking Lot / Ghent Rd**




**Restaurant Patio Rear Sign:
Facing Parking Lot / Cleveland Massilon Rd.**



PMS 7499 C

PMS 418 C



Entry Sign:	Rear Sign:
Square Feet: 18.8 sq. ft.	Square Feet: 18.8 sq. ft.

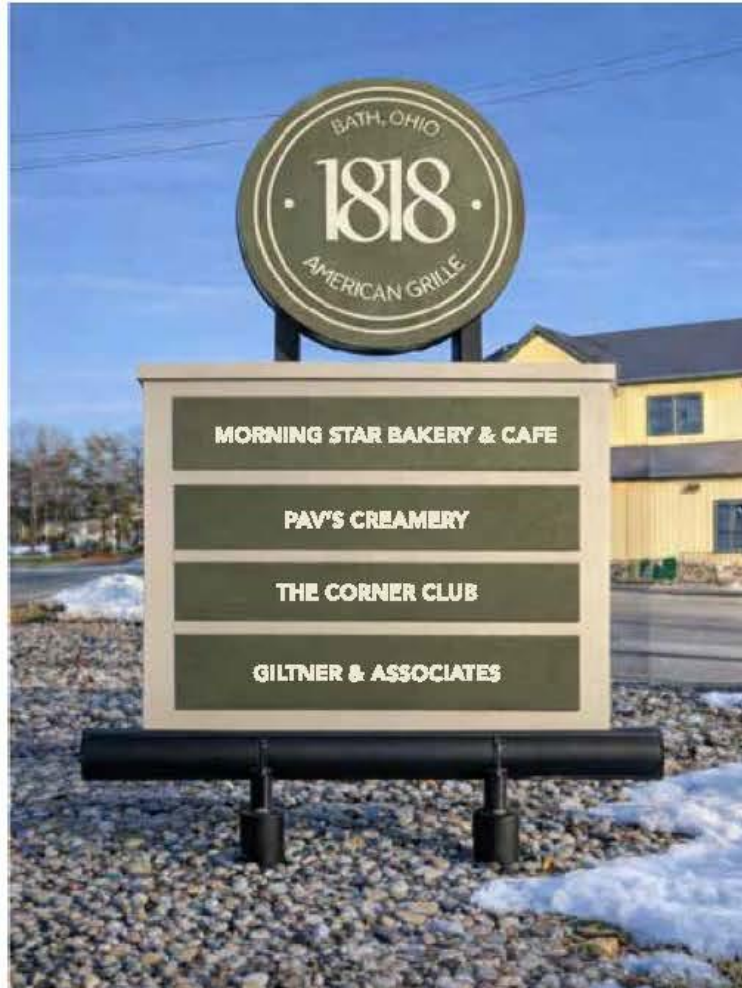
1818 American Grille, 1070 Ghent Rd, Bath, Oh 44333

Driveway Monument Signs:
Cleveland Massilon Rd / Ghent Rd

BEFORE



AFTER



Method of Construction/Installation

Driveway Monument Sign:

- 36" Diameter Metal Cabinet (4" Deep) Screw Mounted to
- Repurposed 45" x 52" x 4" Metal Cabinet using (2) 6" mounting arms.
- Sign is Illuminated using Existing ground up lighting.

1818 American Grille, 1070 Ghent Rd, Bath, Oh 44333

Driveway Monument Signs:
Cleveland Massilon Rd / Ghent Rd



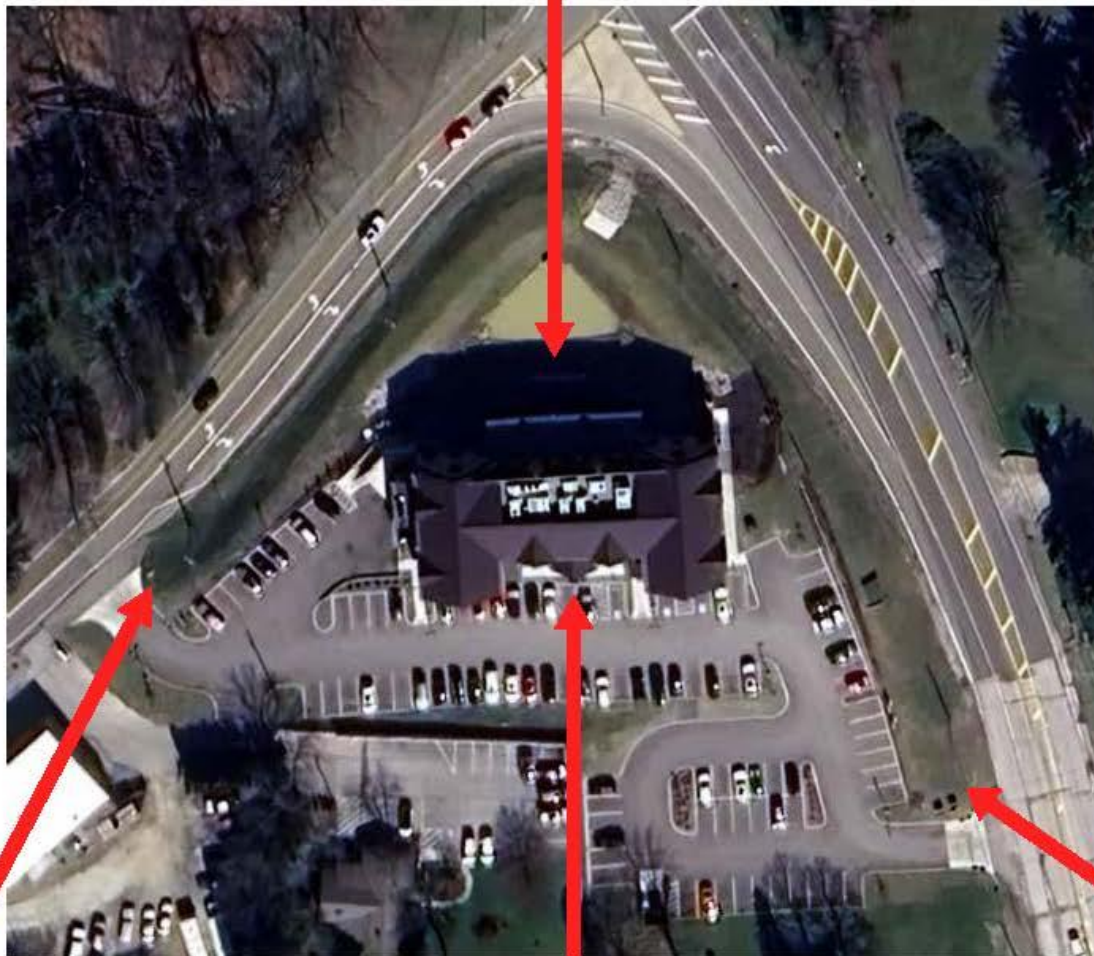
PMS 7499 C

PMS 418 C



Driveway Sign:
Square Ft.
29.25sq ft each

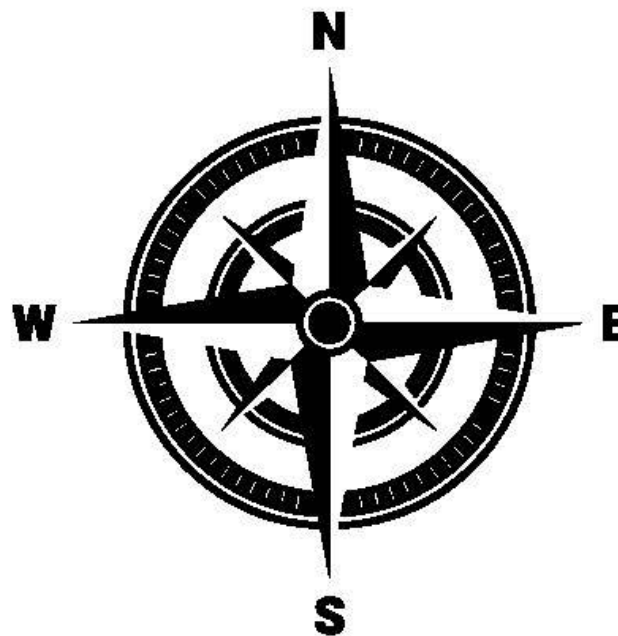
**Restaurant Patio Rear Sign:
Facing Intersection N. Cleveland Massillon Rd & Ghent Rd**




Driveway Monument Sign
off of Cleveland Massillon Rd.

**Restaurant Entry Sign:
Facing Parking Lot / Ghent Rd**

149 ft linear frontage Front and Rear



Driveway Monument Sign
off of Ghent Rd.



Morning Star Cafe

N Cleveland Mission Rd


Wye Rd

Sparrow Pond Cir

San Per Dr

mission Rd

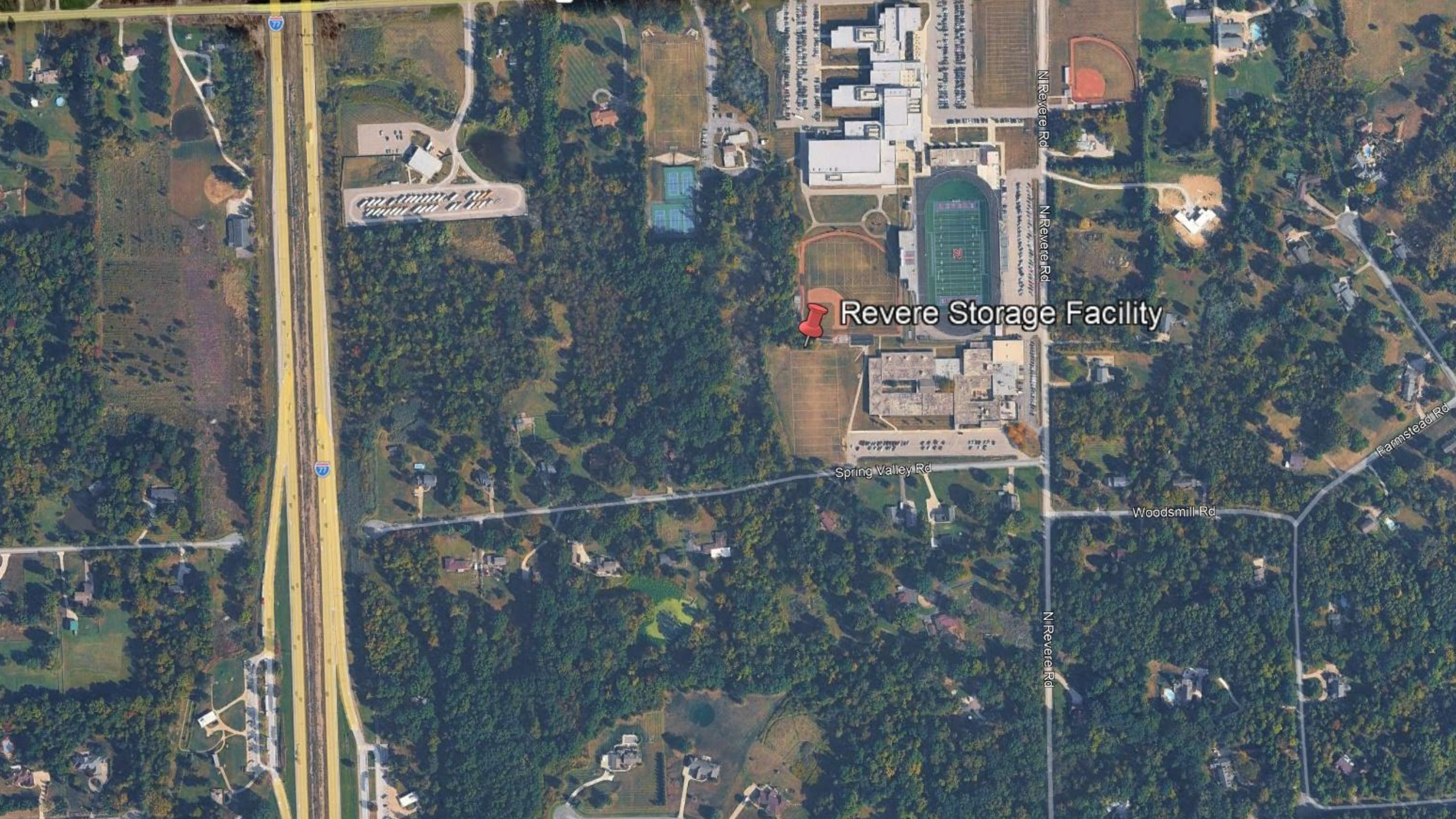
Chant Rd



30" x 30" x 4"

Entry Sign:

Square Feet:
6.25 sq. ft.



Revere Storage Facility

Spring Valley Rd

Woodsmill Rd

N Revere Rd

Farmstead Rd

N Revere Rd

N Revere Rd

27

27



Area: 367 Square feet
Perimeter: 0 Miles

70

0402716


0402717

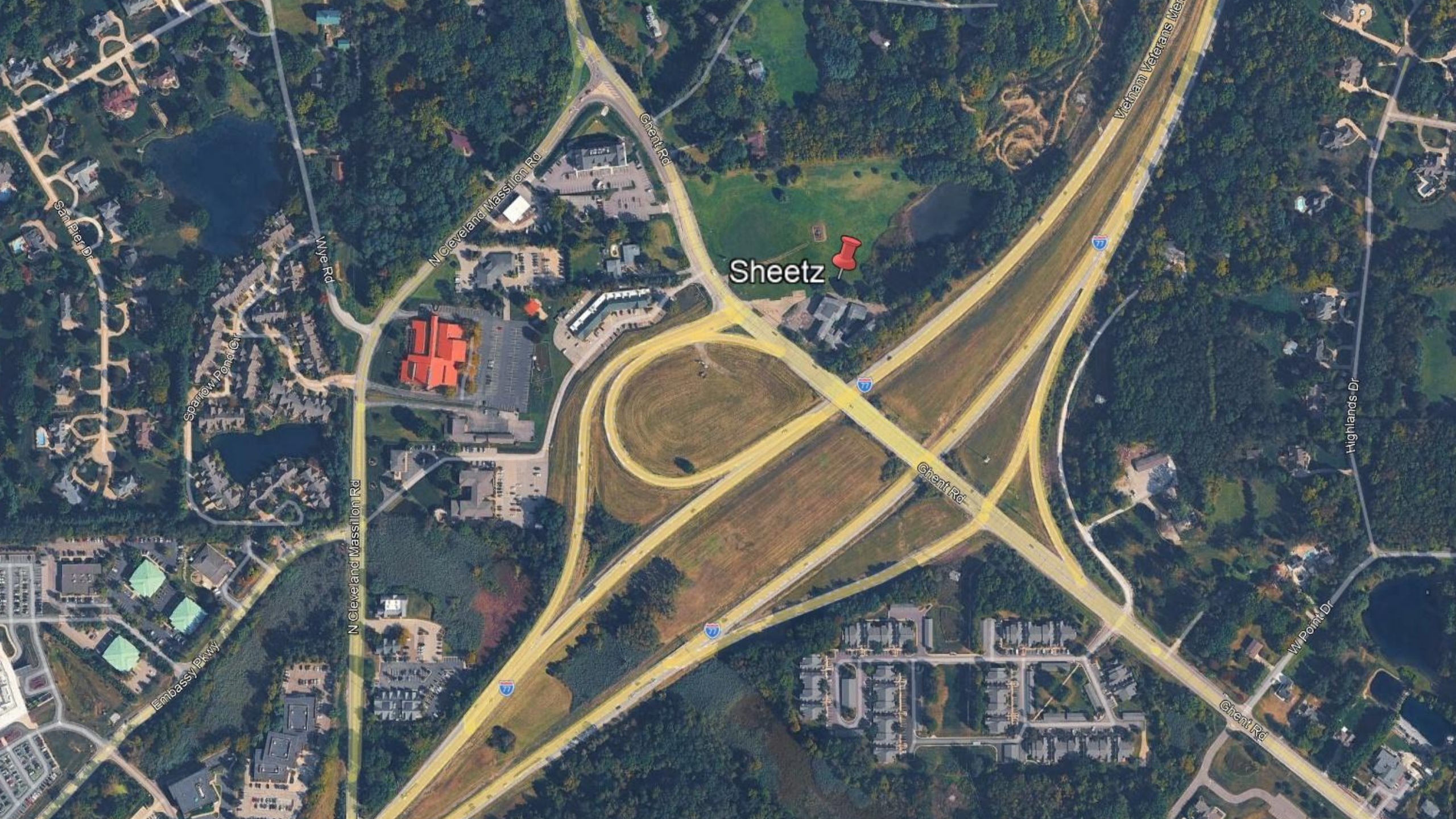


Area: 367.1 Square feet
Perimeter: 0 Miles

Width: 12 Length: 30 Height: 8 Sq. Feet: 360

- 6x6 Roll Up Door
- 36"x80" Door
- (2) 30"x30" Single Pane w/ Grid





Sheetz



San Pier Dr

Sparrow Pond Ct

Embassy Pkwy

WME Rd

N Cleveland Massillon Rd

N Cleveland Massillon Rd

Ghent Rd

Ghent Rd

Ghent Rd

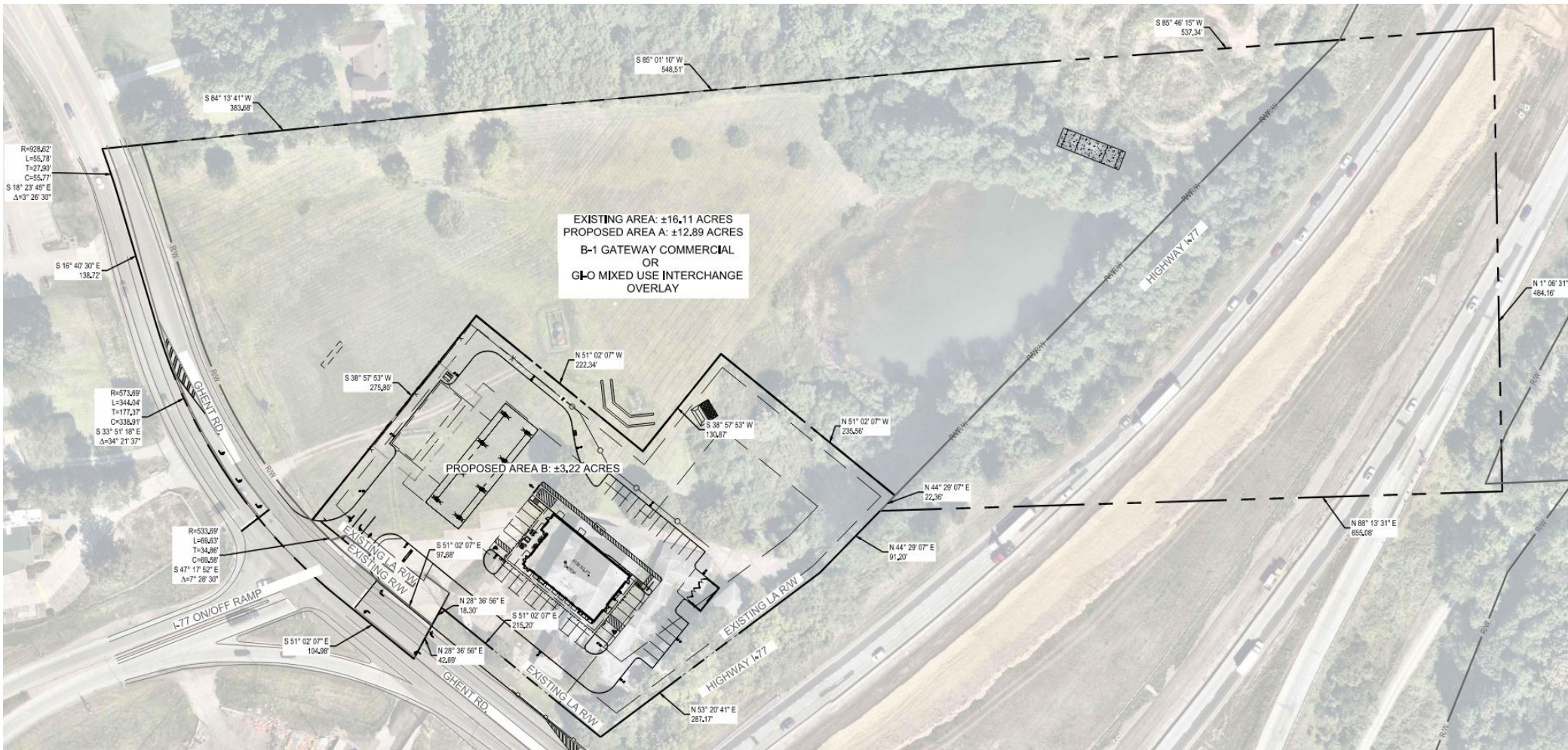
W Point Dr

Highlands Dr

Vietnam Veterans Memorial Hwy



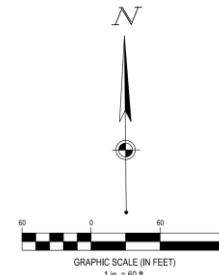
www.cesoinc.com
 2000 Lakeside Court, Suite 100
 Middleburg Heights, OH 44130
 Phone 419.229.2200 Fax 419.229.2201



EXISTING AREA: ±16.11 ACRES
 PROPOSED AREA A: ±12.89 ACRES
 B-1 GATEWAY COMMERCIAL
 OR
 GLO MIXED USE INTERCHANGE
 OVERLAY

PROPOSED AREA B: ±3.22 ACRES

PARCEL SUMMARY	
PARCEL	AREA
A	12.89 AC.
B	3.22 AC.
OVERALL	16.11 AC.



VISCONSI COMPANIES, LTD
C-STORE DEVELOPMENT
 891 GHEENT ROAD
 PARCEL, OH 44283

Revisions / Submissions	
ID	Description / Date

Project Number: 766343
 Scale: AS SHOWN
 Drawn By: MST
 Checked By: RMP
 Date: 03.30.2026
 Issue: PRELIMINARY

Drawing Title:
**PRELIMINARY PARCEL
 MAP**





www.cesoinc.com

1811 GHEENT ROAD, SUITE 100
AKRON, OH 44313
PHONE: 330.222.1111
FAX: 330.222.1112

VISCONSI COMPANIES, LTD

C-STORE DEVELOPMENT
1811 GHEENT ROAD
AKRON, OH 44313

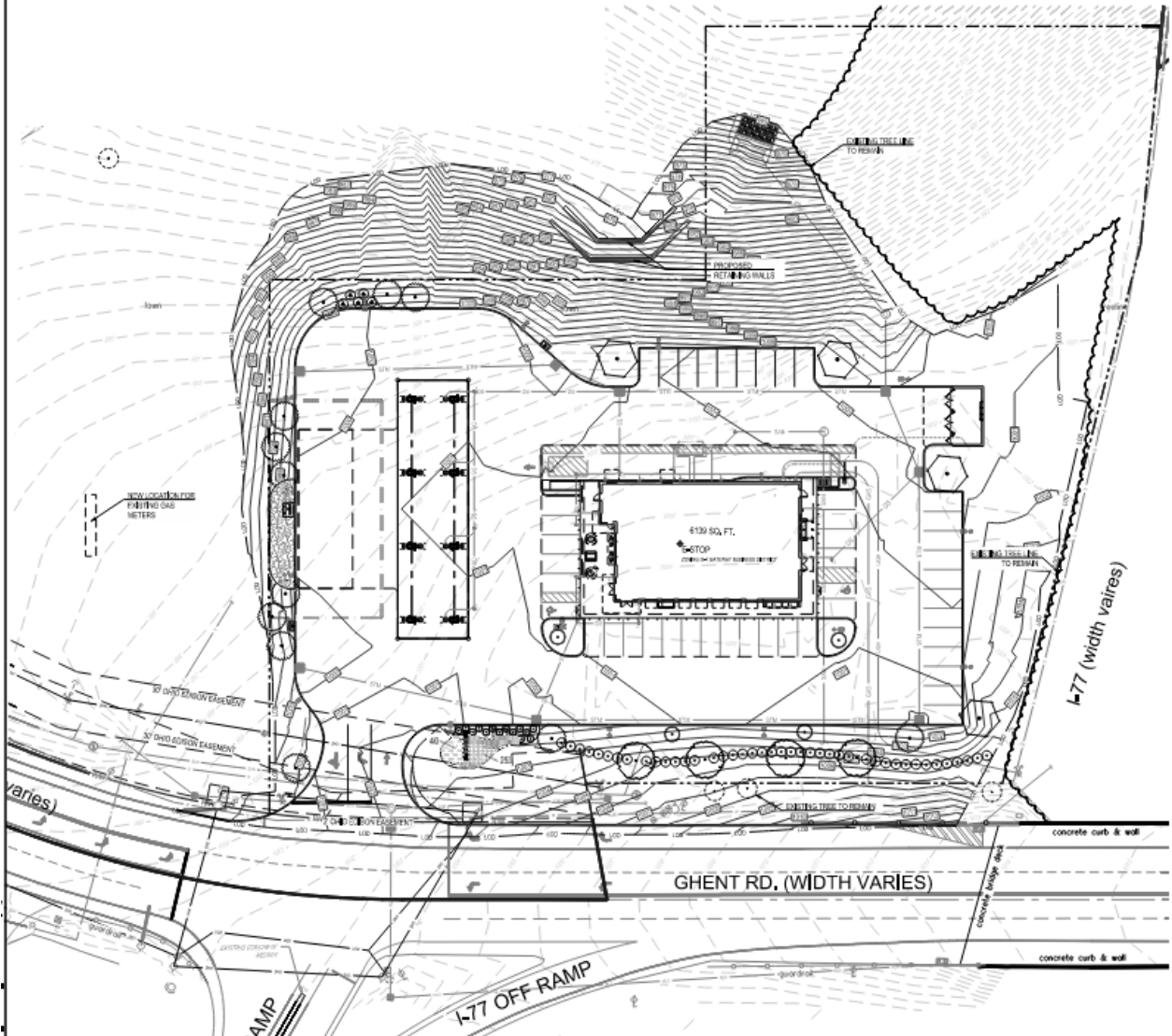
Revisions / Submissions

#	Description	Date

Project Number: 786343
 Scale: AS SHOWN
 Drawn By: JSD
 Checked By: EAB
 Date: 03.18.2026
 Issue: PRELIMINARY

Drawing Title: **PLANTING PLAN**

L1.0



PLANT SCHEDULE

SYMBOL	QTY	BOTANICAL / COMMON NAME	SIZE	MIN HT. / SPR	SPACING
TREES					
(Symbol)	4	ACER RUBRUM OCTOBER GLORY OCTOBER GLORY RED MAPLE	7" CAL	AS SHOWN	
(Symbol)	4	FRAXINUS PENNSYLVANICA GREEN ASH	7" CAL	AS SHOWN	
(Symbol)	4	VALEA X LOLLUM LOLLIPOPE CRABAPPLE	7" CAL	AS SHOWN	
(Symbol)	12	VALEA X SELECT II FLOWERING CRABAPPLE	7" CAL	AS SHOWN	
SHRUBS					
(Symbol)	3	CORNUS SERICEA RED TIGER DOGWOOD	—	30' HT	5'4" OC
(Symbol)	42	ILEX CORNUTA 'SUFFRUTICOSA' DWARF BURFORD HOLLY	—	30' HT	5'4" OC
(Symbol)	14	JUNIPERUS X PYZICERANIA GOLD COAST GOLDEN COAST JUNIPER	—	30' HT	4'4" OC
GROUND COVERS					
(Symbol)	40	DICYNALUS FORTLANK PURPLELEAF HYDRANGEA	—	1 GAL	2'4" OC
(Symbol)	20	HEBERICALLIS X STELLA DE ORO STELLA DE ORO HOLLANDY	—	1 GAL	1'4" OC
(Symbol)	600 SF	DECORATIVE GRAVEL	—		

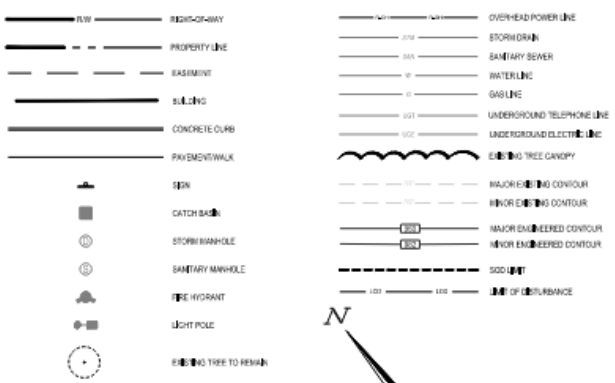
NOTES:

- 1. TREES SHALL BE 1" PLANTER OF SOLUBLE PESTICIDE, UNLESS OTHERWISE SPECIFIED.
- 2. CONSTRUCTION SHALL BE ACCORDING TO MECHANICAL SCHEDULE.
- 3. ALL TREES TO BE PLANTED WITHIN 14 DAYS OF COMMENCEMENT OF CONSTRUCTION.
- 4. ALL TREES TO BE PLANTED WITHIN 14 DAYS OF COMMENCEMENT OF CONSTRUCTION.
- 5. ALL TREES SHALL BE PLANTED WITHIN 14 DAYS OF COMMENCEMENT OF CONSTRUCTION.

LANDS:

- 1. ALL TREES SHALL BE PLANTED WITHIN 14 DAYS OF COMMENCEMENT OF CONSTRUCTION.

LEGEND



FOR EACH HOUR BEFORE COMMENCEMENT OF CONSTRUCTION, THE CONTRACTOR SHALL NOTIFY THE FOLLOWING AGENCIES AND UTILITIES PROVIDING SERVICE AT 811 OR THROUGH THE 811 SERVICE CENTER. NOTIFICATION SHALL BE PROVIDED TO ALL AGENCIES AND UTILITIES INVOLVED IN THE PROJECT AND ARE MEMBERS OF STATE UTILITIES PROTECTION SERVICE.

NOTE:
 THIS PLAN IS PRELIMINARY IN NATURE AND IS STRICTLY TO BE USED FOR ZONING REVIEW PURPOSES ONLY.

LANDSCAPE REQUIREMENTS PER BASE ZONING REQUIREMENTS

GENERAL SITE LANDSCAPING
 THE SIZE OF THIS GENERAL LANDSCAPED AREA(S) SHALL NOT BE LESS THAN ONE SQUARE FOOT OF GENERAL LANDSCAPED AREA FOR EACH 100 SQUARE FEET OF GROSS FLOOR AREA OF NEW PRINCIPAL BUILDING SPACE.
 REQUIRED: 42 SF (0.139/100)
 PROPOSED: 12,314 SF

MINIMUM TREE COVERAGE
 TREE COVERAGE SHALL BE A RATIO OF 1 TREE PER 1,000 SF OF GROSS FLOOR AREA.
 REQUIRED: 7 TREES (0.150/100)
 PROPOSED: 9 TREES

STREETSCAPE BUFFER
 3' WIDE BUFFER, 1 DECIDUOUS TREE/EVERGREEN TREE AND 5 SHRUBS PER 30 LF OF STREET FRONTAGE

SOUTH - GHENT RD. 402 LF
 REQUIRED: 3 TREES, 43 SHRUBS
 PROPOSED: 3 TREES, 43 SHRUBS

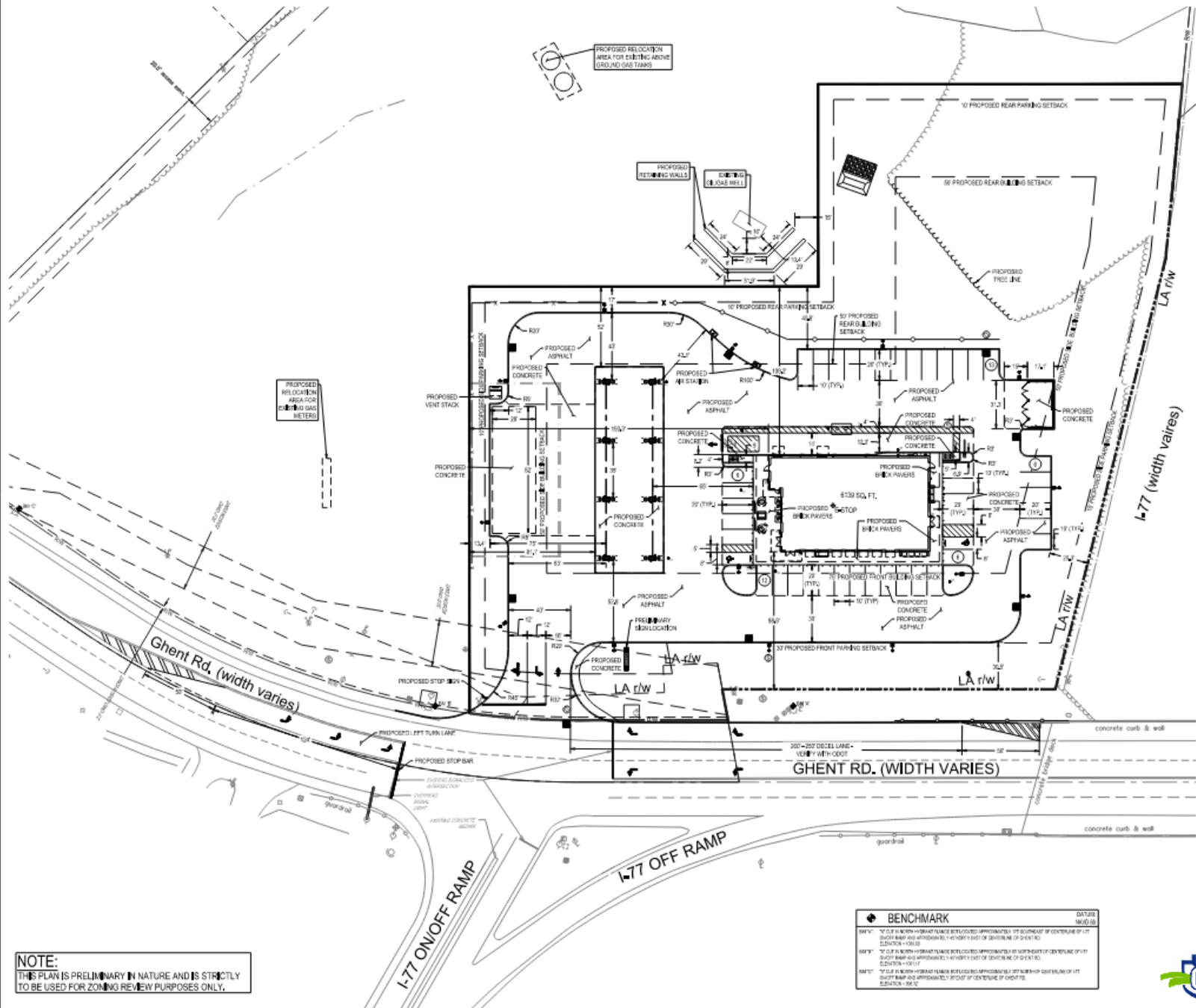
EAST - HWY 17 400 LF
 REQUIRED: 3 TREES, 43 SHRUBS
 PROPOSED: 3 TREES, 43 SHRUBS

LANDSCAPING REQUIREMENTS PER BASE ZONING REQUIREMENTS

LANDSCAPING REQUIREMENTS PER BASE ZONING REQUIREMENTS
 TOTAL SQUARE FOOTAGE OF LANDSCAPED AREAS SHALL BE 1% OF THE GROSS VOLUME OF THE BUILDING.
 TOTAL SF OF AREA TO BE LANDSCAPED SHALL BE 1% OF THE GROSS VOLUME OF THE BUILDING.
 TOTAL SF OF AREA TO BE LANDSCAPED SHALL BE 1% OF THE GROSS VOLUME OF THE BUILDING.
 TOTAL SF OF AREA TO BE LANDSCAPED SHALL BE 1% OF THE GROSS VOLUME OF THE BUILDING.

LANDSCAPING ISLANDS
 ISLANDS SHALL BE SPACED OUT MORE THAN 15 SPACES, AND MUST BE 10' BY 10' MINIMUM, ONE TREE PER 100 SF OF AREA.
 REQUIRED: 3 TREES
 PROPOSED: 3 TREES (2 RELOCATED DUE TO DRIVE THROUGH)

SCREENING OF MECHANICAL STRUCTURES
 SCREEN MECHANICAL STRUCTURES WITH PLANTING OTHER THAN STRUCTURE WITH 15% SPACING.
 REQUIRED: 2 YEARS OF PLANTING
 REQUIRED: SCREENING OF MECHANICAL EQUIPMENT
 PROPOSED: 2 YEARS OF PLANTING



- EXISTING LEGEND**
- ◆ Anchor Pole
 - Gas Valve
 - Catch Basin
 - Catch Basin
 - Downspout
 - Deciduous Tree
 - Electric Box
 - Electric Meter
 - Fire Hydrant
 - Gas Meter
 - Light Pole
 - Power Pole
 - Power Pole Light Pole
 - Power Light Pole
 - Sanitary Manhole
 - Sign
 - Signal Pole
 - Storm Manhole
 - Communication Box
 - Telephone Pole
 - Traffic Box
 - Water Valve
 - Water Street Light
 - Tree Line
- SITE LEGEND**
- PROPOSED**
- 6" CONC. CURB
 - CONCRETE CURB
 - EDGE OF PAVEMENT / WALK
 - ASPHALT / CONCRETE TRANSITION
 - PARKING SPACE COUNT
- UTILITY LEGEND**
- PROPOSED**
- CATCH BASIN
 - STORM SEWER
 - SANITARY SEWER
 - CLEANOUT
 - DOWNSPOUT
 - WATER VALVE

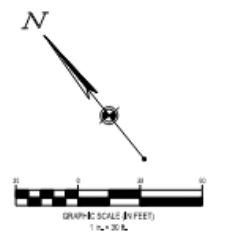
PARKING COUNT = 43 SPACES

GENERAL NOTES:

1. ALL PAVEMENT MARKINGS SHALL BE YELLOW.

SITE COVERAGE

PROPOSED PERVIOUS = 1.62 ACRES (51%)
 PROPOSED IMPERVIOUS = 1.60 ACRES (49%)
 TOTAL AREA = 3.22 ACRES



BENCHMARK

DATE: 08/08/20

1. 1" OF A NORTH-SOUTH LINE IS APPROXIMATELY 1" OF CURVE OF CENTERLINE OF LOT. SURVEY MAP AND APPROXIMATELY 1" OF SURVEY MAP OR SURVEY OF CENTERLINE OF LOT. ELEVATION = 100.00

2. 1" OF A NORTH-SOUTH LINE IS APPROXIMATELY 1" OF CURVE OF CENTERLINE OF LOT. SURVEY MAP AND APPROXIMATELY 1" OF SURVEY MAP OR SURVEY OF CENTERLINE OF LOT. ELEVATION = 100.00

3. 1" OF A NORTH-SOUTH LINE IS APPROXIMATELY 1" OF CURVE OF CENTERLINE OF LOT. SURVEY MAP AND APPROXIMATELY 1" OF SURVEY MAP OR SURVEY OF CENTERLINE OF LOT. ELEVATION = 100.00

FORTY-EIGHT (48) HOURS BEFORE THE CONTRACTORS COMMENCE THE CONSTRUCTION SHALL NOTIFY THE FOLLOWING AGENCIES OF THE UTILITIES PROJECTS TO BE SERVED BY 811 OR 800-485-4848 AND ALL OTHER AGENCIES WHOSE UTILITIES HAVE UNDERGROUND UTILITIES INVOLVING THIS PROJECT AND ARE MEMBERS OF STATE UTILITIES PROTECTION SERVICE

NOTE:
THIS PLAN IS PRELIMINARY IN NATURE AND IS STRICTLY TO BE USED FOR ZONING REVIEW PURPOSES ONLY.

VISCONSI COMPANIES, LTD

C-STORE DEVELOPMENT

8811 GHENT ROAD
 ABRON, OH 44333

Revision / Submissions

ID	Description	Date

Project Number: 786343
 Scale: AS SHOWN
 Drawn By: MST
 Checked By: RAP
 Date: 03/10/2028
 Issue: PRELIMINARY

Drawing Title: **SITE PLAN**

C3.0





www.cesoinc.com

1811 GHEENT ROAD, SUITE 100
AKRON, OH 44313
PHONE: 330.222.1111
FAX: 330.222.1112

VISCONSI COMPANIES, LTD

C-STORE DEVELOPMENT
1811 GHEENT ROAD
AKRON, OH 44313

Revisions / Submissions

#	Description	Date

Project Number: 786343
 Scale: AS SHOWN
 Drawn By: JSD
 Checked By: EAB
 Date: 03.18.2026
 Issue: PRELIMINARY

Drawing Title: **PLANTING PLAN**

L1.0

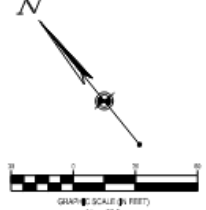
PLANT SCHEDULE

SYMBOL	QTY	BOTANICAL / COMMON NAME	SIZE	MIN HT. / SPR	SPACING
TREES					
	4	ACER RUBRUM OCTOBER GLORY OCTOBER GLORY RED MAPLE	7" CAL	AS SHOWN	
	4	FRAXINUS PENNSYLVANICA GREEN ASH	7" CAL	AS SHOWN	
	4	VALEX X LOLLUM LOLLUPORE CHERRYBLOSSOM	7" CAL	AS SHOWN	
	12	VALEX X SELECT II FLOWERING CRABAPPLE	7" CAL	AS SHOWN	
SHRUBS					
	3	CORNUS SERICEA RED TIGER DOGWOOD	—	30" HT	5'4" OC
	42	ILEX CORNUTA 'SUFFRUTICOSA' DWARF BURFORD HOLLY	—	30" HT	5'4" OC
	14	JUNIPERUS X PYZICERANA GOLD COAST JUNIPER	—	30" HT	4'4" OC
GROUND COVERS					
	40	DICYNALUS FORTIANG PURPLELEAF HYDRANGEA	—	1 GAL	2'4" OC
	20	HEBERCLAYUS X STELLA DE ORO STELLA DE ORO HOLLANDY	—	1 GAL	1'4" OC
PLANTS INDICATED ON MATCH THROUGHOUT THE DRAWING REFLECTS THE NUMBER OF PLANTS IN THAT PARTICULAR AREA.					
	600 SF	DECORATIVE GRAVEL	—		

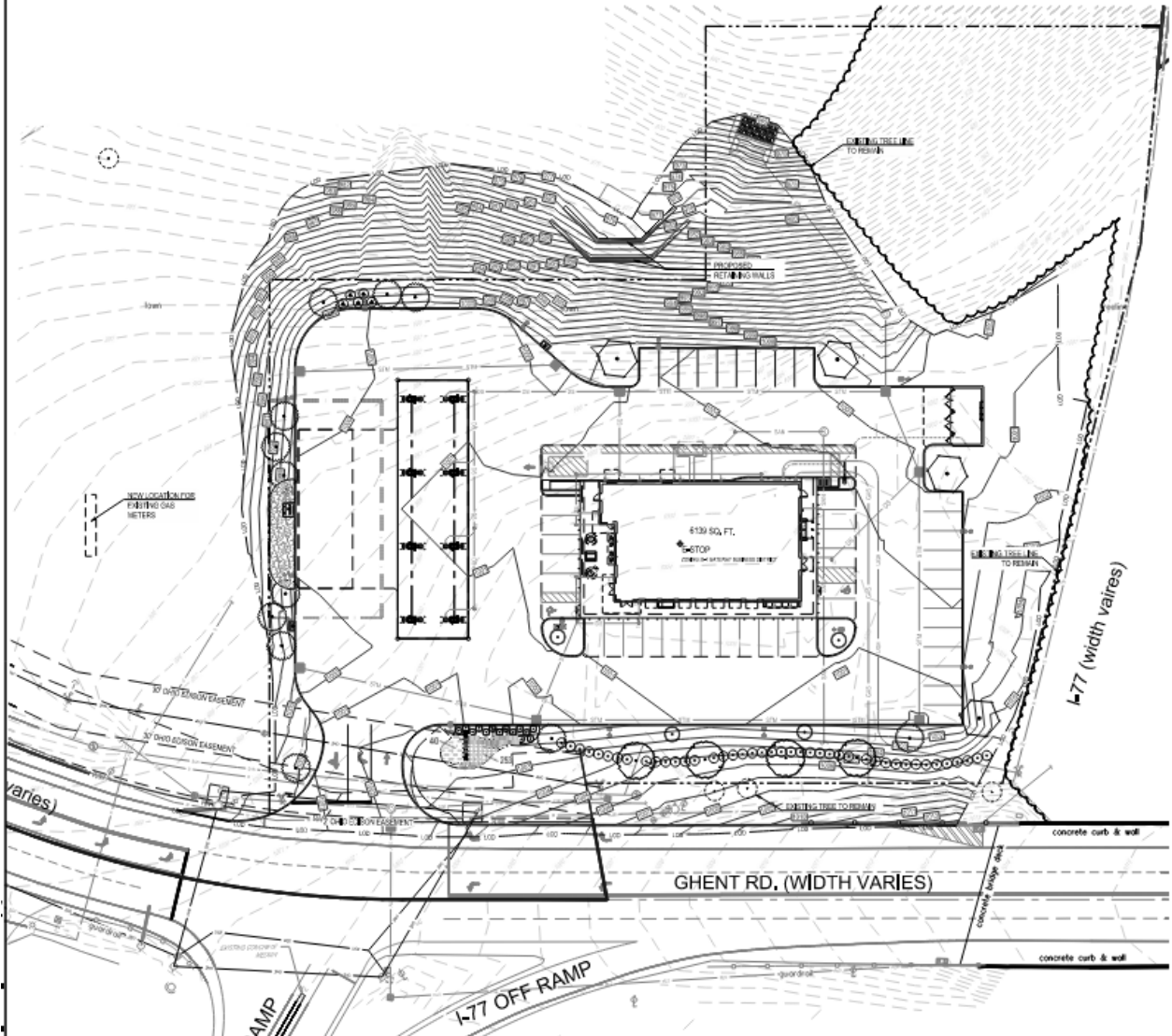
- NOTES**
- 1. TREES SHALL BE 1/2" PLANTER OF SQUARE SPACES UNLESS OTHERWISE INDICATED.
 - 2. CONSTRUCTION SHALL BE ACCORDING TO MECHANICAL SCHEDULES.
 - 3. ALL TREES TO BE PLANTED BY 10/15/2025.
 - 4. ALL TREES TO BE PLANTED BY 10/15/2025.
 - 5. ALL TREES TO BE PLANTED BY 10/15/2025.
 - 6. ALL TREES TO BE PLANTED BY 10/15/2025.
- LANDS**
- 1. ALL TREES TO BE PLANTED BY 10/15/2025.

LEGEND

	RIGHT-OF-WAY		OVERHEAD POWER LINE
	PROPERTY LINE		STORM DRAIN
	BASEMENT		SANITARY SEWER
	BUILDING		WATER LINE
	CONCRETE CURB		GAS LINE
	PAVEMENT WALK		UNDERGROUND TELEPHONE LINE
	SEEN		UNDERGROUND ELECTRIC LINE
	CATCH BASIN		NO TREE CANOPY
	STORM MANHOLE		MAJOR ENGINEER CONTOUR
	SANITARY MANHOLE		MINOR ENGINEER CONTOUR
	FIRE HYDRANT		MAJOR ENGINEER CONTOUR
	LIGHT POLE		MINOR ENGINEER CONTOUR
	NO TREE TO REMAIN		SOIL
			NO OF OBSTACLES



NOTE:
 THIS PLAN IS PRELIMINARY IN NATURE AND IS STRICTLY TO BE USED FOR ZONING REVIEW PURPOSES ONLY.



LANDSCAPE REQUIREMENTS PER BASE ZONING REQUIREMENTS

GENERAL SITE LANDSCAPING
 THE SIZE OF THIS GENERAL LANDSCAPED AREA(S) SHALL NOT BE LESS THAN ONE SQUARE FOOT OF GENERAL LANDSCAPED AREA FOR EACH 100 SQUARE FEET OF GROSS FLOOR AREA OF NEW PRINCIPAL BUILDING SPACE.
 REQ'D: 42 SF (0.139/100)
 PROPOSED: 12,314 SF

MINIMUM TREE COVERAGE
 TREE COVERAGE SHALL BE A RATIO OF 1 TREE PER 1,000 SF OF GROSS FLOOR AREA.
 REQ'D: 7 TREES (0.150/1000)
 PROPOSED: 9 TREES

STREETSCAPE BUFFER
 3' WIDE BUFFER, 1 DECIDUOUS TREE/EVERGREEN TREE AND 5 SHRUBS PER 50 LF OF STREET FRONTAGE

SOUTH - GHEENT RD. 402 LF
 REQ'D: 3 TREES, 43 SHRUBS
 PROPOSED: 3 TREES, 43 SHRUBS

EAST - HWY 17 400 LF
 REQ'D: 3 TREES, 43 SHRUBS
 PROPOSED: 3 TREES, 43 SHRUBS

LANDSCAPING REQUIREMENTS PER BASE ZONING REQUIREMENTS

LANDSCAPING REQUIREMENTS PER BASE ZONING REQUIREMENTS
 TOTAL SQUARE FOOTAGE OF LANDSCAPED AREAS SHALL BE 1% OF THE GROSS VOLUME OF THE BUILDING.
 TOTAL SF OF AREA TO BE LANDSCAPED SHALL BE 1% OF THE GROSS VOLUME OF THE BUILDING.
 TOTAL SF OF AREA TO BE LANDSCAPED SHALL BE 1% OF THE GROSS VOLUME OF THE BUILDING.
 TOTAL SF OF AREA TO BE LANDSCAPED SHALL BE 1% OF THE GROSS VOLUME OF THE BUILDING.

SCREENING OF MECHANICAL STRUCTURES
 SCREENING STRUCTURES WITH PLANTING IS OTHER THAN STRUCTURE WITH 1% SPACING.
 10' MIN. 2 YEARS OF PLANTING
 REQ'D: SCREENING OF MECHANICAL EQUIPMENT
 PROPOSED: SCREENING OF MECHANICAL EQUIPMENT

PROJECT NAME:
NEW SHEETZ STORE

AKRON
GHENT ST.

Along Ghent Road
Akron, OH 44333

OWNER:
SHEETZ, INC.

5700 SIXTH AVE.
ALTOONA, PA 16602

CONSULTANT

PROFESSIONAL

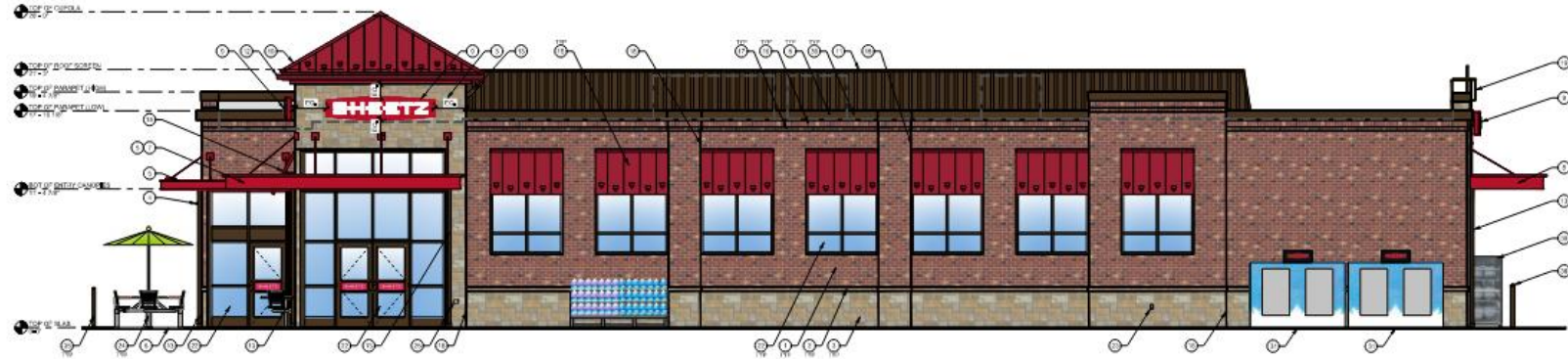


PRELIMINARY ELEVATIONS

ISSUE:	03,05,2026
DATE:	2/4/2027
AUTHOR:	AMW
REVIEW:	RJH
VERSION:	0120_V1.0

EXTERIOR
ELEVATIONS

A200



1 FRONT ELEVATION
17' x 11'

- TYPICAL EXTERIOR ELEVATION NOTES:**
- ALL GLASS DOORS AND/OR GLASS PANELS ARE TO BE DESIGNED ON THE DOOR OR WINDOW UNLESS NOTED OTHERWISE.
 - ALL GLASS PANELS BETWEEN TWO DOORS OR WINDOWS ARE TO BE CENTERED.
 - EXTERIOR SEALANT FOR STONE SHALL COMPLY WITH 900-00001 OF 9000. USE SILICONE SEALANT UNLESS OTHERWISE NOTED.
 - EXTERIOR SEALANT FOR GLASS SHALL COMPLY WITH 900-00001 OF 9000.

EXTERIOR ELEVATION KEYNOTES:

- 1. BRICK: SHEETZ, COLOR: RED BY CONCRETE BRICK COMPANY, SEE MASONRY SPEC.
- 2. CAST STONE: BRICK, COLOR: GRAY ORGANIC, SEE MASONRY SPEC.
- 3. SAND BEDDED CAST STONE: MASONRY VENEER, COLOR: GRAY ORGANIC, SEE MASONRY SPEC.
- 4. EXTERIOR LIGHT: REFER TO ELECTRICAL DRAWINGS.
- 5. ARCHITECTURAL CHIMNEY: COLOR: BRICK, RED, PROFILES THROUGHOUT EXTERIOR.
- 6. SIGN: AS PER MANAGER.
- 7. LIGHTED CURVED FRASE: CANOPY ATTACHMENT.
- 8. METAL CORNER: COLOR: DARK BRONZE.
- 9. RAIN DIVERTER: SEE SHEET 250.
- 10. STANDING SEAM METAL ROOF: COLOR: DARK BRONZE.
- 11. ROOF FLASHING: GORENSTEIN, COLOR: DARK BRONZE.
- 12. GUTTER: COLOR TO MATCH: COPPER COLOR.
- 13. DOWNSPOUT: COLOR: DARK BRONZE.
- 14. DOWNSPOUT: REFER TO ELECTRICAL DRAWINGS.
- 15. METAL STAINLESS STEEL RISER AND FRAME ASSEMBLY.
- 16. ROOF COLOR: BRICK, RED, FRAME COLOR: DARK BRONZE.
- 17. SIGN: BRICK, RED, COLOR: BRICK BY CONCRETE BRICK COMPANY, SEE MASONRY SPEC.
- 18. SIGN: BRICK, RED, COLOR: BRICK BY CONCRETE BRICK COMPANY, SEE MASONRY SPEC.
- 19. COVERTING: SEE SHEET 250.
- 20. STEEL ROOF LADDER AND GRABBY POST: COLOR: DARK BRONZE.
- 21. STAIRWELL THROUGH WALL SOURCE WITH CONDUCTOR HEAD & TERMINALS: COLOR: DARK BRONZE.
- 22. DOWNFLOW SCUFFERS.
- 23. ALUMINUM STORAGE SYSTEM: SEE A200.
- 24. EXTERIOR HORIZONTALS: REFER TO PLUMBING DRAWINGS.
- 25. OUTDOOR FURNITURE.
- 26. ELECTRICAL ROOF FASCIA: REFER TO ELECTRICAL DRAWINGS.
- 27. ELECTRICAL EQUIPMENT: REFER TO ELECTRICAL DRAWINGS.
- 28. RAIN DRAIN AND FRAMES: COLOR: DARK BRONZE.
- 29. EMERGENCY WATER CONNECTION: REFER TO PLUMBING DRAWINGS.
- 30. SEAMLESS ALUMINUM SYSTEM WITH HORIZONTAL BASTINGS: COLOR: DARK BRONZE.
- 31. PREPARE LOCKER.
- 32. SIGN: BRICK, RED, COLOR: BRICK BY CONCRETE BRICK COMPANY, SEE MASONRY SPEC.
- 33. STEEL PORT.
- 34. STEEL ROLLING: COLOR: DARK BRONZE.
- 35. SIGN: BRICK, RED, COLOR: BRICK BY CONCRETE BRICK COMPANY, SEE MASONRY SPEC.
- 36. SIGN: BRICK, RED, COLOR: BRICK BY CONCRETE BRICK COMPANY, SEE MASONRY SPEC.
- 37. SIGN: BRICK, RED, COLOR: BRICK BY CONCRETE BRICK COMPANY, SEE MASONRY SPEC.
- 38. SIGN: BRICK, RED, COLOR: BRICK BY CONCRETE BRICK COMPANY, SEE MASONRY SPEC.
- 39. SIGN: BRICK, RED, COLOR: BRICK BY CONCRETE BRICK COMPANY, SEE MASONRY SPEC.
- 40. SIGN: BRICK, RED, COLOR: BRICK BY CONCRETE BRICK COMPANY, SEE MASONRY SPEC.
- 41. SIGN: BRICK, RED, COLOR: BRICK BY CONCRETE BRICK COMPANY, SEE MASONRY SPEC.
- 42. SIGN: BRICK, RED, COLOR: BRICK BY CONCRETE BRICK COMPANY, SEE MASONRY SPEC.
- 43. SIGN: BRICK, RED, COLOR: BRICK BY CONCRETE BRICK COMPANY, SEE MASONRY SPEC.
- 44. SIGN: BRICK, RED, COLOR: BRICK BY CONCRETE BRICK COMPANY, SEE MASONRY SPEC.
- 45. SIGN: BRICK, RED, COLOR: BRICK BY CONCRETE BRICK COMPANY, SEE MASONRY SPEC.
- 46. SIGN: BRICK, RED, COLOR: BRICK BY CONCRETE BRICK COMPANY, SEE MASONRY SPEC.
- 47. SIGN: BRICK, RED, COLOR: BRICK BY CONCRETE BRICK COMPANY, SEE MASONRY SPEC.
- 48. SIGN: BRICK, RED, COLOR: BRICK BY CONCRETE BRICK COMPANY, SEE MASONRY SPEC.
- 49. SIGN: BRICK, RED, COLOR: BRICK BY CONCRETE BRICK COMPANY, SEE MASONRY SPEC.
- 50. SIGN: BRICK, RED, COLOR: BRICK BY CONCRETE BRICK COMPANY, SEE MASONRY SPEC.



2 LEFT ELEVATION
17' x 11'



OUTLINE AREA = 1.04 SQ FT.
FOR AREA = 1.04 SQ FT.
TOTAL OF THREE.
PROJECT'S 7' OFF FACE OF BUILDING.

A WALL MOUNTED "SHEETZ" BUILDING SIGN
17' x 11'

PROJECT NAME:
NEW SHEETZ STORE

**AKRON
GHENT ST.**

Along Ghent Road
Akron, OH 44333

OWNER:
SHEETZ, INC.

5700 SIXTH AVE.
ALTOONA, PA 16602

CONSULTANT

PROFESSIONAL

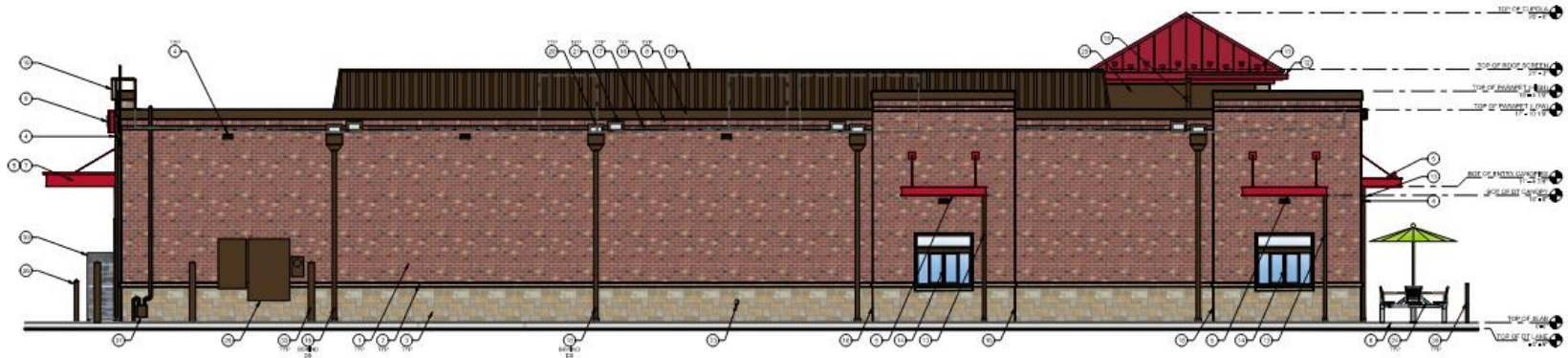
KEYPLAN

ISSUE: 03.05.2026
SHEET NO: 246077
AUTHOR BY: ARW
REVIEW BY: RJH
VERSION: 0130_v1.0

EXTERIOR
ELEVATIONS

A201

PRELIMINARY ELEVATIONS



3 REAR ELEVATION

TYPICAL EXTERIOR ELEVATION NOTES

- ALL MATERIALS SPECIFICATIONS AND FINISHES TO BE COORDINATED BY THE ARCHITECT AND TO BE SHOWN ON THE EXTERIOR DRAWINGS UNLESS NOTED OTHERWISE.

- IF THERE IS AN UNFINISHED SPACE BETWEEN TWO DOORS OR WINDOWS AND TO BE COORDINATED BY THE ARCHITECT.

- EXTENDED SEALANT FOR STONE SHALL COMPLY WITH SECTION 07 50 00 AND SHALL MATCH THE COLOR OF THE STONE.

EXTERIOR ELEVATION KEYNOTES:

- 1 BRICK NUMBER, COLOR: SEE MASONRY SPEC
- 2 CAST STONE: L, COLOR: DARK GRANITE, SEE MASONRY SPEC
- 3 AND-DRESSED CAST STONE MASONRY: V, COLOR: DARK GRANITE, SEE MASONRY SPEC
- 4 EXTERIOR LIGHT FIXTURE, REFER TO ELECTRICAL DRAWINGS
- 5 AND-STRUCTURAL CANOPY, COLOR: RED, FINISH: TWO-COAT EMULSION PAINT
- 6 BRICK PAINTER WALKWAY
- 7 LIGHTED CURVED PANEL CANOPY ATTACHMENT
- 8 METAL CURVED PANEL, COLOR: DARK BRONZE
- 9 WALL INSULATED BRICK, SEE SHEET 2500
- 10 STANDING SEAM METAL ROOF, COLOR: DARK RED
- 11 ROOF TO EQUIPMENT CONNECTION, COLOR: DARK BRONZE
- 12 DRAINAGE: COLOR TO MATCH CLADDING COLOR
- 13 DOWNSPOUT, COLOR: DARK BRONZE
- 14 DOWNSPOUT: (SEE APPLICABLE)
- 15 METAL STANDING SEAM BRICK DETAIL: AWNING AND FRAME ASSEMBLY, ROOF COLOR: DARK RED, FRAME COLOR: DARK BRONZE
- 16 BRICK BOLLARD COURSE, COLOR: RED, FINISH: CONVENTIONAL BRICK COMPANY, SEE MASONRY SPEC
- 17 BRICK BOLLARD COURSE, COLOR: RED, FINISH: CONVENTIONAL BRICK COMPANY, SEE MASONRY SPEC
- 18 COVERAGE: (SEE MASONRY SPEC)
- 19 STEEL ROOF LADDER AND DRAINAGE POST, COLOR: DARK BRONZE
- 20 STANDARD THROUGH-WALL SOURCE WITH CONDUCTOR HEAD & DOWNSPOUT, COLOR: DARK BRONZE
- 21 DOWNSPOUT SCOFFER
- 22 ALUMINUM STOREFRONT SYSTEM, SEE A200
- 23 EXTERIOR HOSE: REFER TO PLUMBING DRAWINGS
- 24 OUTDOOR FURNITURE
- 25 ELECTRICAL ROOF/FACILE, REFER TO ELECTRICAL DRAWINGS
- 26 ELECTRICAL EQUIPMENT, REFER TO ELECTRICAL DRAWINGS
- 27 AIR EXHAUST FRAME, COLOR: DARK BRONZE
- 28 EMERGENCY WATER CONNECTION, REFER TO PLUMBING DRAWINGS
- 29 SEAMLESS ALUMINUM SYSTEM WITH OPERABLE PARTITION, COLOR: DARK BRONZE
- 30 PROPANE LOCKER
- 31 BRICK COURSE
- 32 STEEL POINT
- 33 BRICK COURSE, COLOR: DARK BRONZE
- 34 BRICK COURSE
- 35 DECORATIVE ALUMINUM FENCE, COLOR: DARK BRONZE
- 36 ALUMINUM DOGS PUSH PLATE AND BOLLARD BOLLARD, COLOR: DARK BRONZE
- 37 GAS METER AND REEL, REFER TO UTILITY PLAN, COLOR: DARK BRONZE
- 38 MET LIGHT
- 39 LIGHT FIXTURE, AT FINISH: REFER TO ELECTRICAL AND ELECTRICAL DRAWINGS FOR MORE INFORMATION
- 40 MET LIGHT



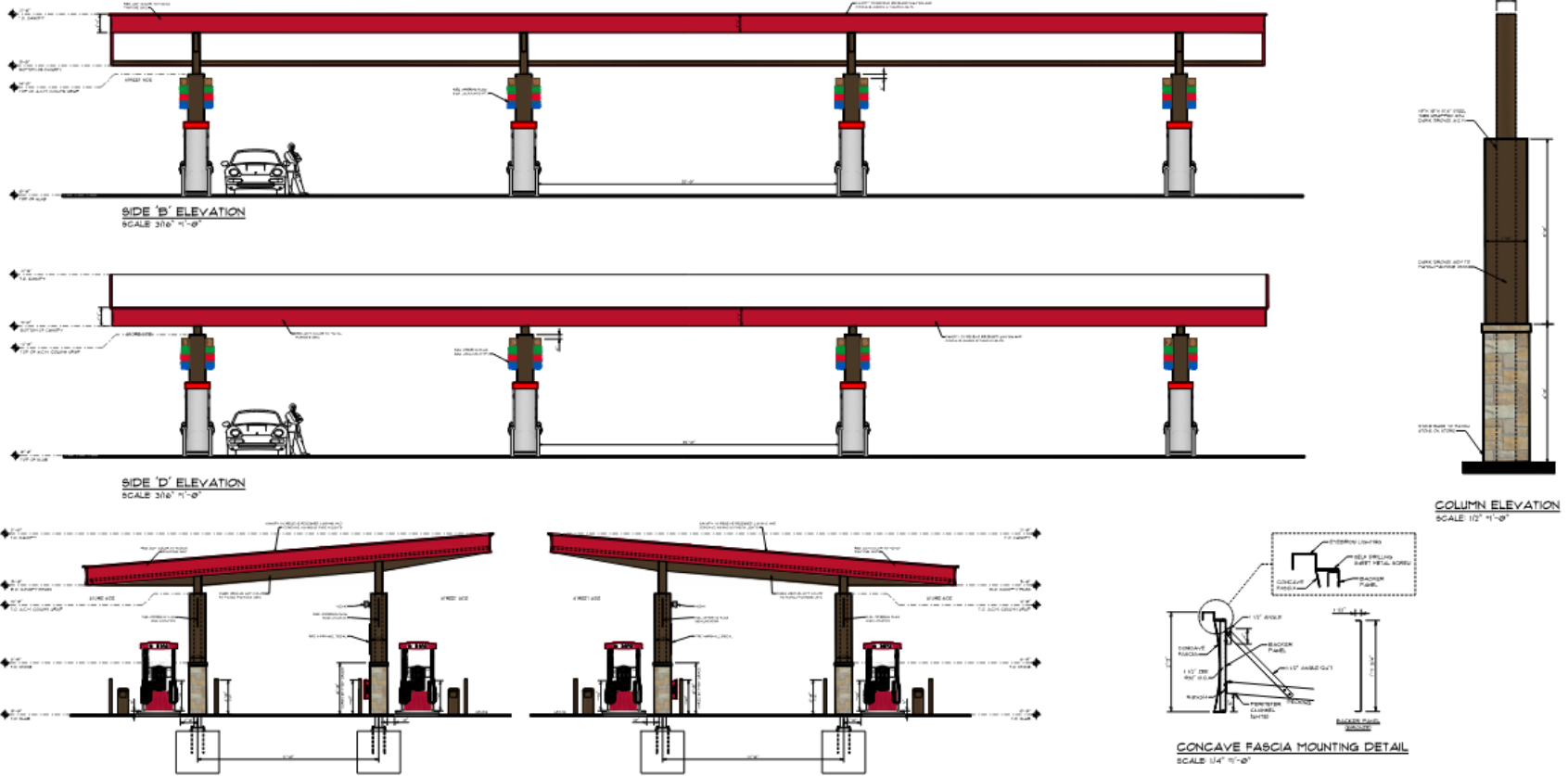
4 RIGHT ELEVATION



5 CUPOLA ELEVATION FROM ROOF



6 CUPOLA ELEVATION FROM ROOF



Convenience Architecture and Design P.C.
 351 Shantz Way, Claysburg, PA 16825
 phone (814) 234-0113
 email info@ambu@sheetz.com
 web site www.sheetz.com

PROJECT NAME:
**NEW SHEETZ STORE
 AKRON**

Int. of Ghent Road
 and I-77 Ramps
 Akron
 Ohio

OWNER:
SHEETZ, INC.

5700 84TH AVE.
 ALTOONA, PA 16602

CONSULTANT

PROFESSIONAL

KEYPLAN



MARK	DATE	DESCRIPTION

ISSUE: **03-18-26**
 PROJECT NO:
 AUTHOR BY: DNG, NAB
 REVIEW BY:
 SHEET TITLE

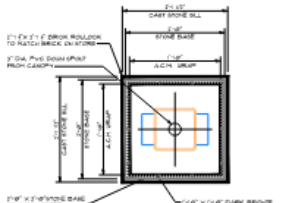
GAS AWNING

AWNING

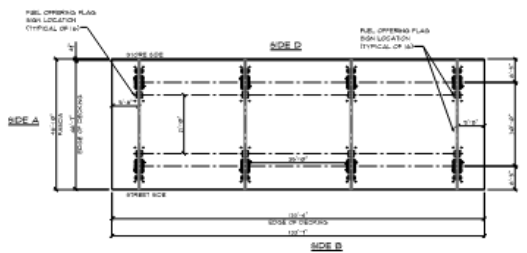


DISPENSER NUMBER AND FUEL OFFERING FLAG
 VARIOUS FROM 8700 DISPENSER
 2 PER COLUMN ON FRONT SIDE COLUMNS
 2 PER SIDE OF FILL PIPES
 2 PER SIDE OF FILL PIPES

DOUBLE FACED FUEL OFFERING FLAG SIGN DETAILS
 SCALE 1/2" = 1'-0"



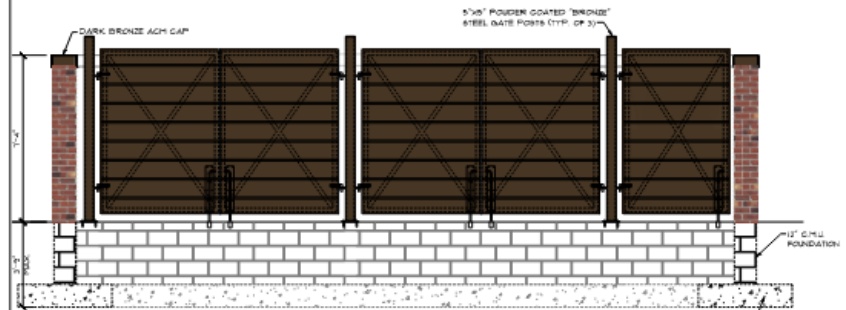
STONE COLUMN BASE DETAIL
 SCALE 1/4" = 1'-0"




PLAN VIEW FOR LOGO LOCATIONS

PROJECT NAME:

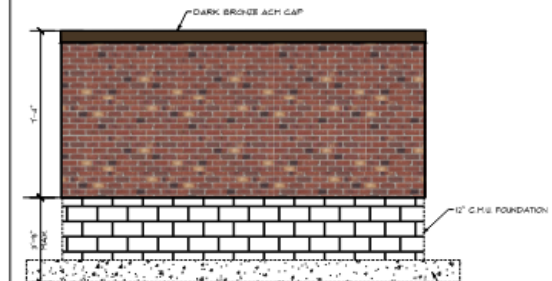
OWNER:



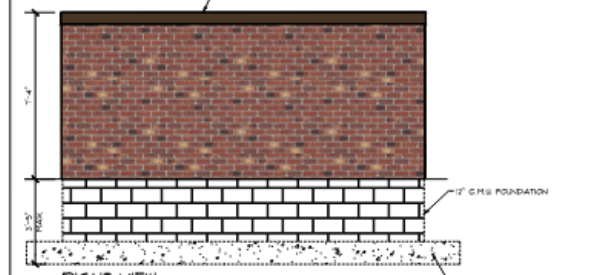
FRONT VIEW
SCALE = 3/8" = 1'-0"



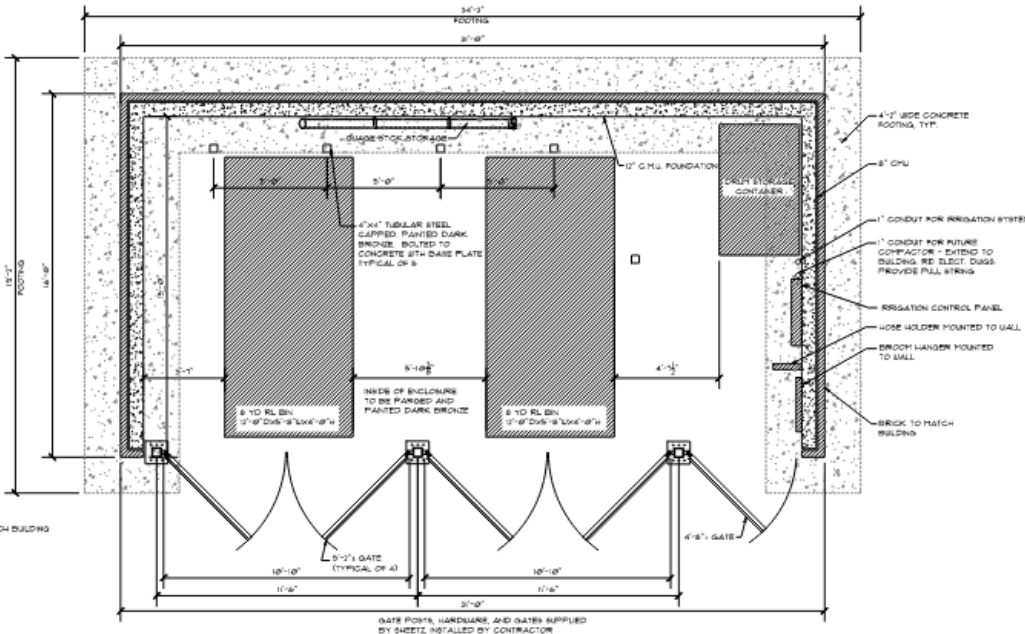
REAR VIEW
SCALE = 3/8" = 1'-0"



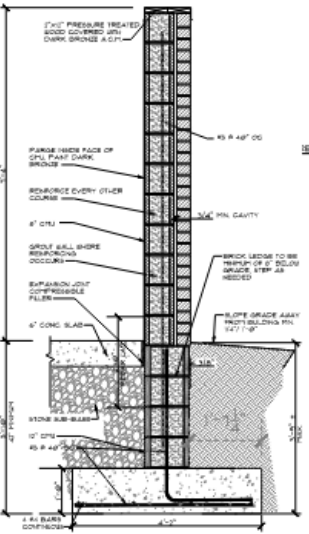
LEFT VIEW
SCALE = 3/8" = 1'-0"



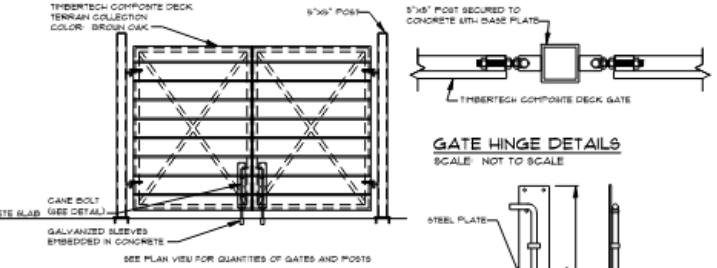
RIGHT VIEW
SCALE = 3/8" = 1'-0"



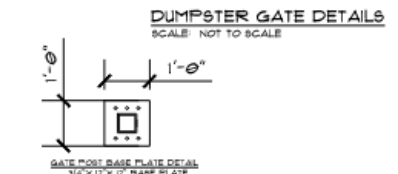
PLAN VIEW
SCALE = 3/8" = 1'-0"



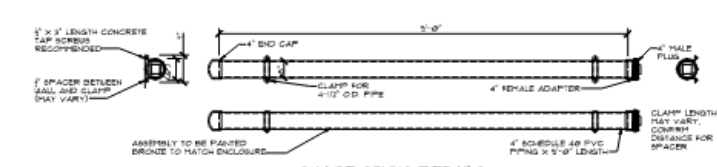
WALL SECTION
SCALE 3/4" = 1'-0"



GATE HINGE DETAILS
SCALE: NOT TO SCALE



DUMPSTER GATE DETAILS
SCALE: NOT TO SCALE



GAUGE STICK DETAILS
SCALE: 3/4" = 1'-0"

ISSUE:	07-29-25
PROJECT NO:	
AUTHOR BY:	NMI
REVIEW BY:	
SHEET TITLE:	

TRASH ENCLOSURE

PROTOTYPE MATERIALS



(1): BRICK VENEER



(2): ANCHORED CAST STONE MASONRY



(3): CAST STONE SILL



(4): RED METAL



(5): RED ACM



(6): DARK BRONZE METAL



MOLDED PRIVACY

BRECKENRIDGE

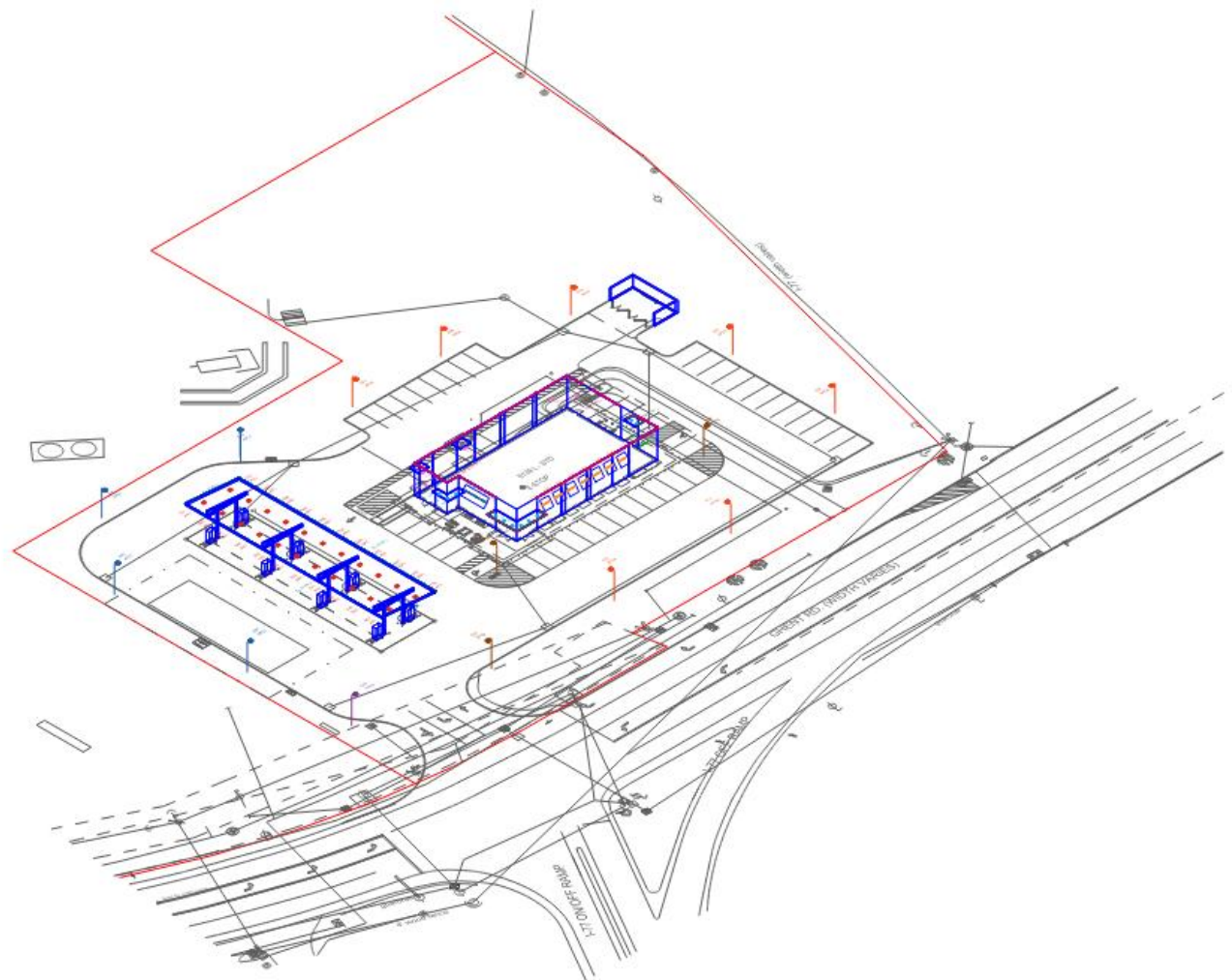
WITH SIMTEK™ TECHNOLOGY

The beauty of nature is reflected in four detailed woodgrain finishes that resist impact and high winds. These hefty molded panels provide a realistic wood look and are a great solution for reducing noise and adhering to strict pool codes.

4' and 8' tall vinyl fence
Red Cedar



DOWNLIGHT	
STREET WRAP	
AREA	
CANDPY	
WALL MOUNTED	
WALL MOUNTED	





GBLF3
GlasWerks® Luminescent
LED Bern®

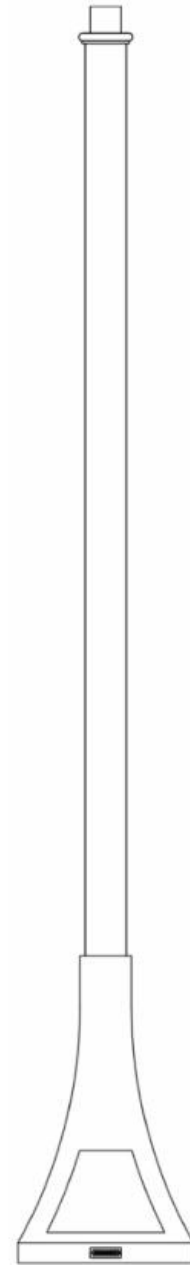


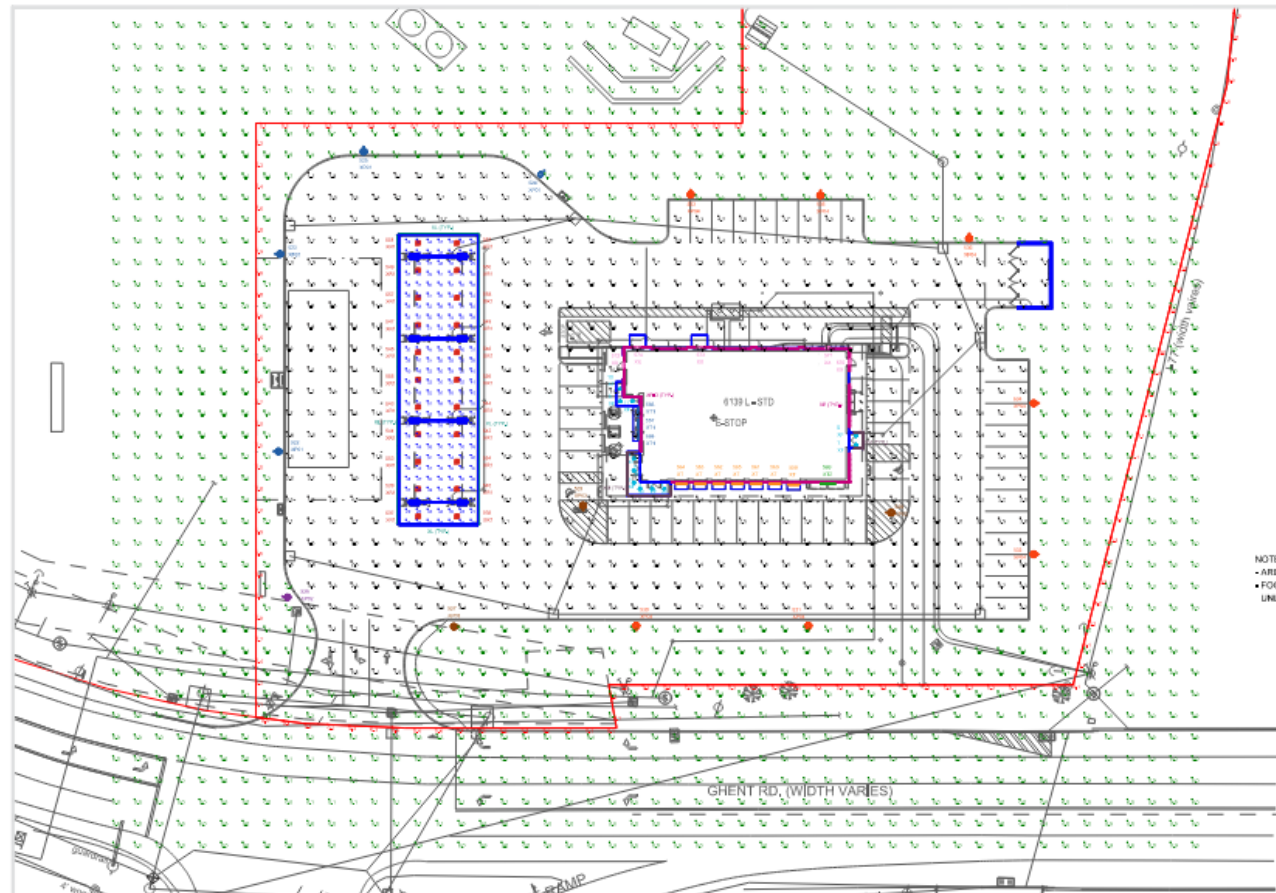
DIMENSIONAL DATA & ORIENTATION

Single Roadway Arm



CVC 27IN 1A
((1) 27IN arm)





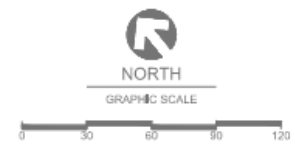
LUM. NO.	LABEL	MTG. HT.	TLT
1-11	XP	11.23	0
12	XL	12.697	0
13	XL	21.079	0
14	XL	16.262	0
15	XL	16.415	5
16	XL	16.77	5
17	XL	16.123	5
18	XL	16.476	5
19	XL	16.83	5
20	XL	20.185	5
21	XL	20.537	5
22	XL	20.89	5
23	XL	16.262	5
24	XL	16.415	5
25	XL	16.77	5
26	XL	16.123	5
27	XL	16.476	5
28	XL	16.83	5
29	XL	20.185	5
30	XL	20.537	5
31	XL	20.89	5
32-63	XL	21.079	0
64-95	XL	17.267	0
96-111	XM	12	0
112-388	XP	19	0
389-521	XP1	19	0
522-525	XP1	18	0
526	XP2	18	0

LUM. NO.	LABEL	MTG. HT.	TLT
527-529	XP3	18	0
530-536	XP4	18	0
537	XR1	19	0
538	XR1	17.42	0
539	XR1	19	0
540	XR1	17.42	0
541	XR1	19	0
542	XR1	17.42	0
543	XR1	19	0
544	XR1	17.42	0
545	XR1	19	0
546	XR1	17.42	0
547	XR1	19	0
548	XR1	17.42	0
549	XR1	19	0
550	XR1	17.42	0
551	XR1	19	0
552	XR1	17.42	0
553	XR1	19	0
554	XR1	17.42	0
555	XR1	19	0
556	XR1	17.42	0
557	XR1	19	0
558	XR1	17.42	0
559-565	XT	17.0	50
566-568	XT1	13.0	50
569	XT2	15	0
570-574	XX	10	0

NOTE
 • AREA LIGHTS ON NEW 15 FT. POLES MOUNTED ON 3 FT. CONCRETE BASES
 • FOOTCANDLE LEVELS CALCULATED AT GRADE USING INITIAL LUMEN VALUES UNLESS NOTED OTHERWISE.

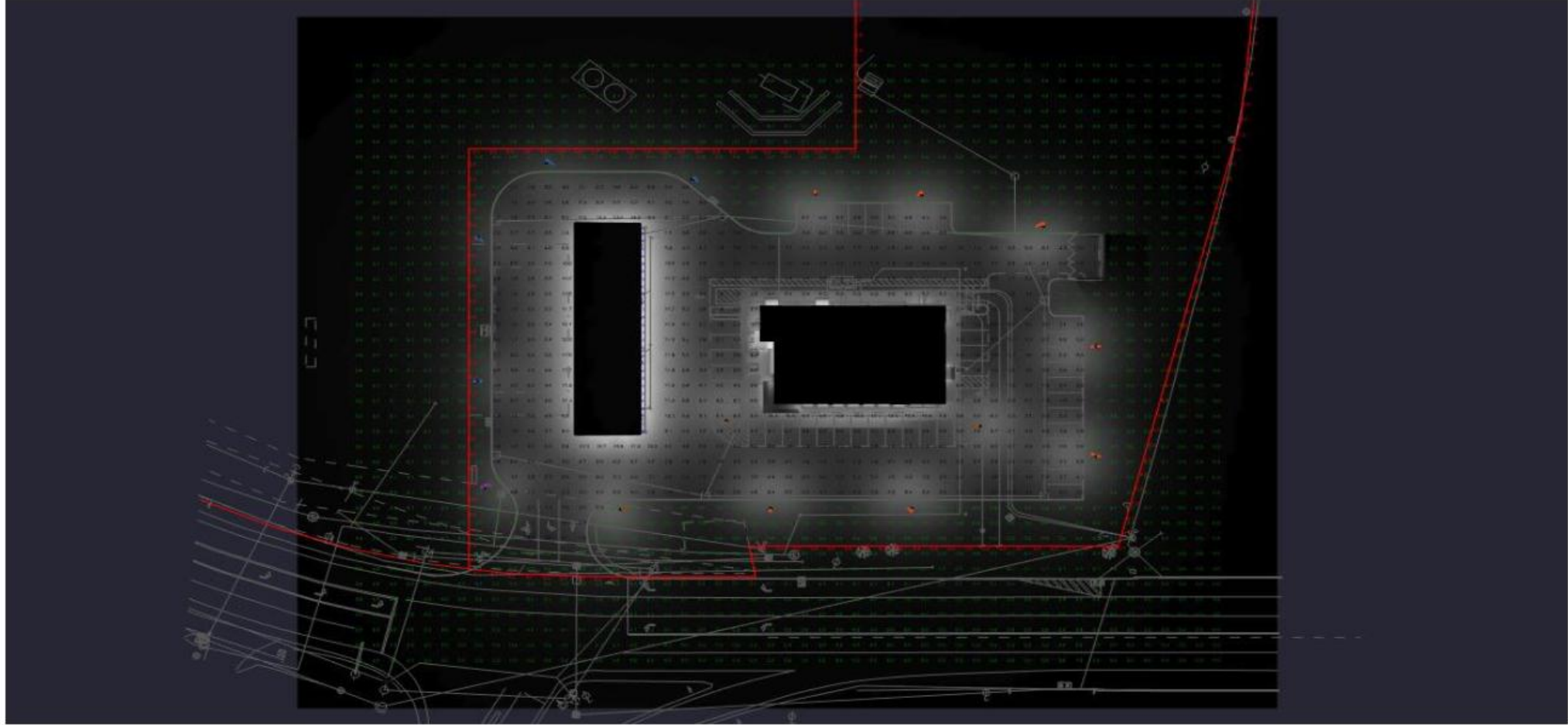
THIS SITE IS LOCATED IN A REGION WHERE LIGHTING IS REGULATED BY LOCAL ORDINANCES

LABEL	AVG	MAX	MIN	AVG MIN	MAX MIN
PROPERTY LINES	0.23	1.0	0.0	N/A	N/A
SITE PAVED AREA	3.96	27.1	0.3	0.4	33.8
UNDEVELOPED	0.34	5.0	0.0	N/A	N/A
UNDER CANOPY	43.25	57	20	2.16	236



SYMBOL	QTY	LABEL	ARRANGEMENT	LUMENS	LLF	BUS RATING	WATTS/LUMEN	TOTAL WATTS	MANUFACTURER	CATALOG CODE
	11	XP	Single	1027	1.000	T/A	18	193	Amtec, LLC	OREX-18-105-800-240-18-0-18
	88	XL	SINGLE	136	1.000	T/A	4.12	365.8	Bay Companies	4 FT. LUMINO STAR LIGHT (BY OTHERS, SHOWN FOR CONTINUITY)
	16	XM	SINGLE	136	1.000	T/A	4.12	65.92	Bay Companies	16-110-200-240-18-0-18-16
	275	XP1	Single	305	1.000	T/A	1.00	100.25	PALED	STREET WRAP FLEX BACK BEND 3000K
	158	XP2	Single	25	1.000	T/A	0.95	412.75	PALED	STREET WRAP FLEX BACK BEND 3000K
	4	XP3	Single	3548	1.000	B-14-JS-01	30	120	Hilux	GBLF3 P10 30K MVOLT ASY QSM BZ + GBLF3HS5 + CVC 2 1/4 IN 1A TN QSM BZ + MSA 14 SHC 17D C12 BZ
	1	XP4	Single	5893	1.000	B-14-JS-02	51	51	Hilux	GBLF3 P20 30K MVOLT ASY QSM BZ + GBLF3HS5 + CVC 2 1/4 IN 1A TN QSM BZ + MSA 14 SHC 17D C12 BZ
	3	XP3	Single	11189	1.000	B-14-JS-03	95	285	Hilux	GBLF3 P50 30K MVOLT ASY QSM BZ + CVC 2 1/4 IN 1A TN QSM BZ + MSA 14 SHC 17D C12 BZ
	7	XP4	Single	10259	1.000	B-14-JS-03	95	665	Hilux	GBLF3 P50 30K MVOLT ASY QSM BZ + GBLF3HS5 + CVC 2 1/4 IN 1A TN QSM BZ + MSA 14 SHC 17D C12 BZ
	22	XR1	Single	15105	1.000	B-14-JS-02	107	2354	Lithonia Lighting	RCNY LED L02 40K 80CM SYMF MVOLT BZS DWXGD SETTING R
	7	XT	Single	1840	1.000	T/A	20	140	SPL Lighting Inc.	SEW12146 4FT L20W AN08 120-277V 3000K PSE SMA OAP (6.00 IN) FIX. HEAD FACTORY SET TO 50 DEGREE TILT AWAY FROM BLDG.
	3	XT1	Single	1472	1.000	T/A	16	48	SPL Lighting Inc.	SEW12146 4FT L18W AN08 120-277V 3000K PSE SMA OAP (6.00 IN) FIX. HEAD FACTORY SET TO 50 DEGREE TILT AWAY FROM BLDG.
	1	XT2	Single	2208	1.000	T/A	24	24	SPL Lighting Inc.	SEW12146 4FT L24W AN08 120-277V 3000K PSE SMA OAP12
	5	XX	Single	1921	1.000	B-14-JS-00	16	80	WILLIAMS OUTDOOR	WVWA-H-17839-T-L052-CG-20MA-INV (BRONZE COLOR ROOF)

THIS DOCUMENT IS THE PROPERTY OF REDLEONARD ASSOCIATES. IT IS TO BE USED FOR THE PROJECT AND SITE SPECIFICALLY IDENTIFIED HEREON. ANY REUSE, REPRODUCTION, OR TRANSMISSION OF THIS DOCUMENT IS STRICTLY PROHIBITED. THE USER ASSUMES ALL LIABILITY FOR THE USE OF THIS DOCUMENT. THE USER SHALL BE RESPONSIBLE FOR VERIFYING THE ACCURACY OF ALL INFORMATION PROVIDED HEREON. REDLEONARD ASSOCIATES SHALL NOT BE HELD RESPONSIBLE FOR ANY ERRORS OR OMISSIONS. THE USER SHALL BE RESPONSIBLE FOR VERIFYING THE ACCURACY OF ALL INFORMATION PROVIDED HEREON. REDLEONARD ASSOCIATES SHALL NOT BE HELD RESPONSIBLE FOR ANY ERRORS OR OMISSIONS. THE USER SHALL BE RESPONSIBLE FOR VERIFYING THE ACCURACY OF ALL INFORMATION PROVIDED HEREON. REDLEONARD ASSOCIATES SHALL NOT BE HELD RESPONSIBLE FOR ANY ERRORS OR OMISSIONS.



PROJECT NAME:
NEW SHEETZ STORE
AKRON

Int. of Ghent Road
and I-77 Ramp
Akron
Ohio

OWNER:
SHEETZ, INC.

5700 **S**OUTH AVE.,
ALTOONA, PA 16602

CONSULTANT

PROFESSIONAL

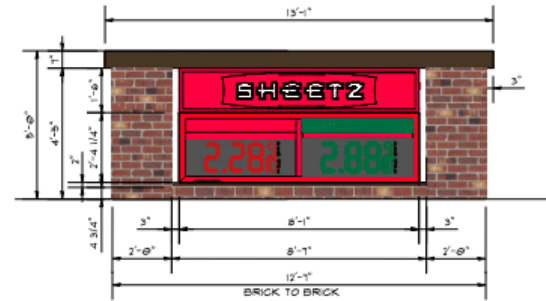
KEYPLAN

NO.	DATE	DESCRIPTION

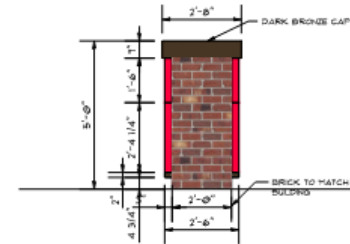
DATE: **03-18-26**
PROJECT NO.
DRAWN BY: **NM**
CHECKED BY:
SHEET TITLE

MONUMENT SIGN
DETAILS

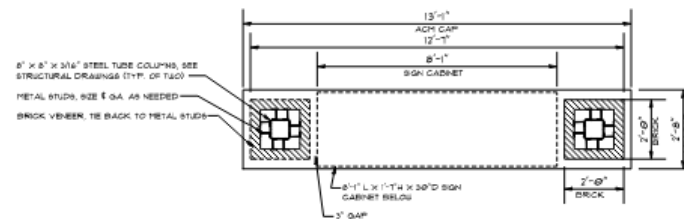
SIGN



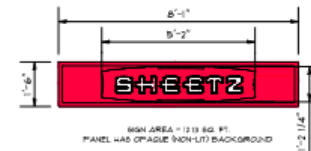
GAS PRICE SIGN DETAIL - PARTIAL ELEVATION
SCALE: 1/2" = 1'-0" AREA: 31.15 SQ. FT.



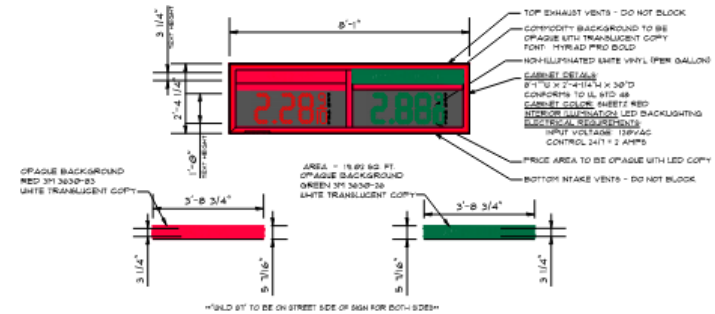
MONUMENT SIGN SIDE ELEVATION
SCALE: 1/2" = 1'-0"



PLAN VIEW
SCALE: 1/2" = 1'-0"



SIGN AREA = 13.13 SQ. FT.
PANEL HAS OPAQUE (NON-LIT) BACKGROUND



SIGN CABINET DETAILS
TOTAL SIGN AREA: 31.15 SQ. FT.

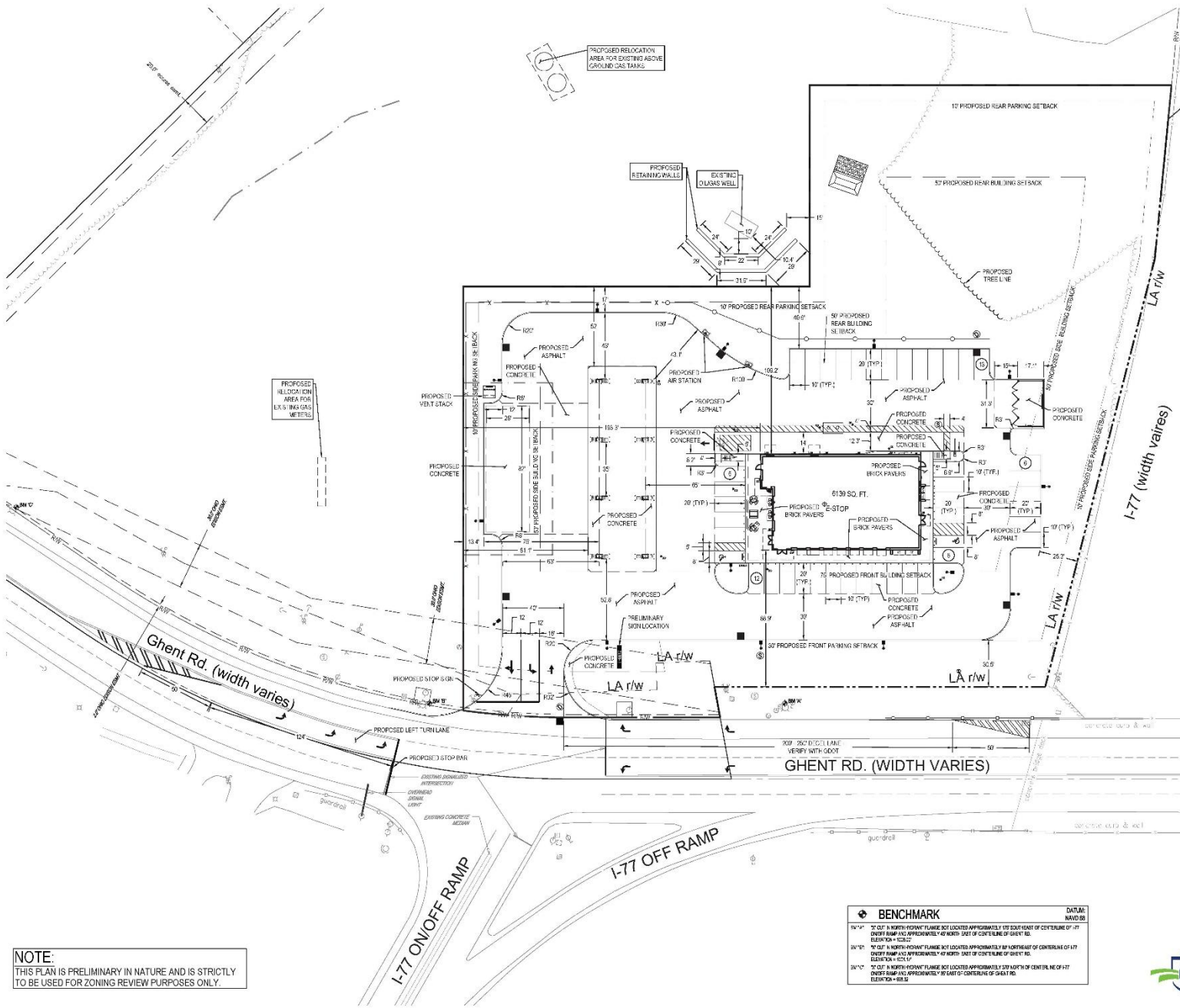
SHD BY TO BE ON STREET SIDE OF SIGN FOR BOTH SIDES







C:\0000\Drawings\CESO\Visconsi\9811 Rd Bldg. 01\Project File_CES0300-00\UP-APP\17786545_C30 SITE PLAN.dwg - 3/30/2020, Title: 17786545



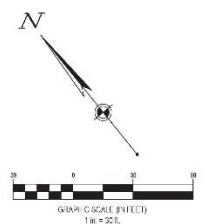
NOTE:
THIS PLAN IS PRELIMINARY IN NATURE AND IS STRICTLY TO BE USED FOR ZONING REVIEW PURPOSES ONLY.

BENCHMARK		DATE: 08/10/18
17786545	1" OF 4" NORTH-HOYNT FLANGE BOX LOCATED APPROXIMATELY 10' SOUTH-EAST OF CENTERLINE OF 177 ON/OFF RAMP AND APPROXIMATELY 10' WEST OF CENTERLINE OF GHENT RD. ELEVATION = 1022.2'	
17786545	1" OF 4" NORTH-HOYNT FLANGE BOX LOCATED APPROXIMATELY 10' NORTH-EAST OF CENTERLINE OF 177 ON/OFF RAMP AND APPROXIMATELY 40' WEST OF CENTERLINE OF GHENT RD. ELEVATION = 1024.1'	
17786545	1" OF 4" NORTH-HOYNT FLANGE BOX LOCATED APPROXIMATELY 10' NORTH OF CENTERLINE OF 177 ON/OFF RAMP AND APPROXIMATELY 40' EAST OF CENTERLINE OF GHENT RD. ELEVATION = 1018.2'	

- EXISTING LEGEND**
- Anchor Pole
 - Gas Wire
 - Catch Basin
 - Curb Inlet
 - Downspout
 - Deciduous Tree
 - Electric Box
 - Electric Meter
 - Fire Hydrant
 - Gas Meter
 - Light Pole
 - Power Telephone Light Pole
 - Power Light Pole
 - Sanitary Manhole
 - Sign
 - Signal Pole
 - Storm Manhole
 - Communication Box
 - Telephone Pole
 - Trash Box
 - Water Valve
 - Water Shut-off
- SITE LEGEND**
- PROPOSED**
- BUILDING
 - CONCRETE CURB
 - EDGE OF PAVEMENT / WALK
 - ASPHALT / CONCRETE / TRANSITION
 - PARKING SPACE COUNT
 - SIGN
- UTILITY LEGEND**
- PROPOSED**
- CATCH BASIN
 - STORM SEWER
 - SANITARY SEWER
 - CLEANSIT
 - DOWNSPOUT
 - WATER VALVE

- GENERAL NOTES:**
- ALL PAVEMENT MARKINGS SHALL BE YELLOW.
- SITE COVERAGE**
 PROPOSED PERVIOUS = 1.62 ACRES (51%)
 PROPOSED IMPERVIOUS = 1.60 ACRES (49%)
 TOTAL AREA = 3.22 ACRES

PARKING COUNT = 43 SPACES



FOURTY-EIGHT (48) HOURS BEFORE 8:00 AM IS TO COMMENCE. THE CONTRACTORS SHALL NOTIFY THE TOWN ENGINEER AND UTILITIES PRODUCTION SUPERVISOR AT 8:00 AM AND 30-60 DAYS AND ALL OTHER PERSONS WHO MIGHT HAVE UNDERGROUND UTILITIES INVOLVED IN THIS PROJECT AND ARE MEMBERS OF STATE UTILITIES PROTECTION SERVICE



VISCONSI COMPANIES, LTD

C-STORE DEVELOPMENT

9811 GHENT ROAD
AKRON, OH 44333

Revisions / Submissions

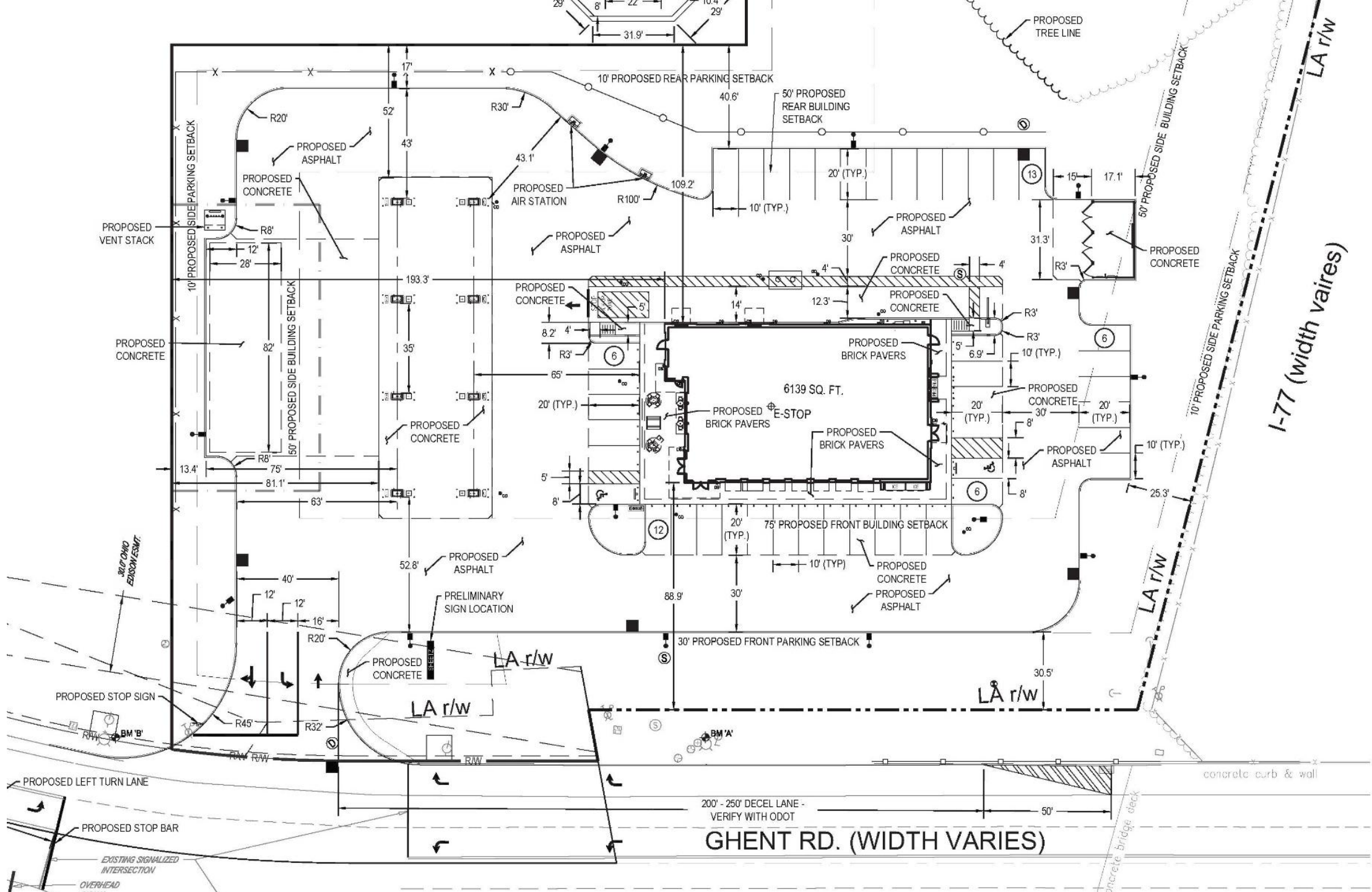
ID	Description	Date

Project Number: 766343
 Scale: AS SHOWN
 Drawn By: MST
 Checked By: RAP
 Date: 03/30/2020
 Issue: PRELIMINARY

Drawing Title: **SITE PLAN**

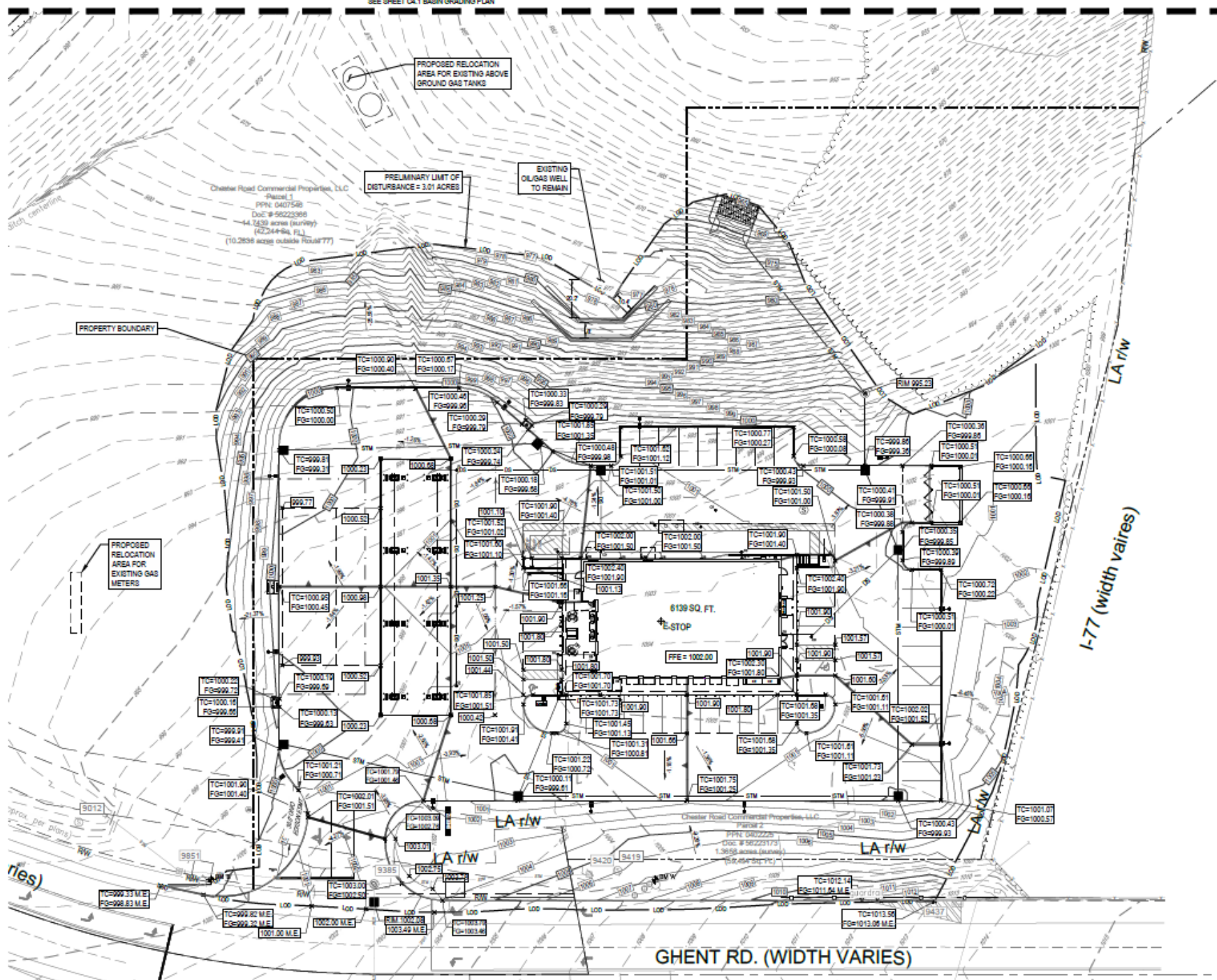
C3.0





I-77 (width varies)

GHENT RD. (WIDTH VARIES)



PROJECT NAME:
NEW SHEETZ STORE

AKRON GHENT ST.

Along Ghent Road
Akron, OH 44333

OWNER:
SHEETZ, INC.

5700 SIXTH AVE.
ALTOONA, PA 16602

CONSULTANT

PROFESSIONAL



1 FRONT ELEVATION
1/4" = 1'-0"

TYPICAL EXTERIOR ELEVATION NOTES:

- ALL LIGHTS SHOWN ABOVE AND/OR BELOW DOORS OR WINDOWS ARE TO BE CENTERED ON THE DOOR OR WINDOW UNLESS NOTED OTHERWISE.
- FIXTURES/SCULPTURE BETWEEN TWO DOORS OR WINDOWS ARE TO BE CENTERED EQUALLY.
- EXTERIOR SEALANT FOR STONE SHALL COMPLY WITH SECTION OF 9005 JOINT SEALANTS, GENERAL BUILDING FACADE WEATHER SEALANT AND SHALL MATCH THE COLOR OF THE STORE.

EXTERIOR ELEVATION KEYNOTES:

- BRICK VENEER, COLOR: MASONRY CONFIDENTIAL BRICK COMPANY. SEE MASONRY SPEC.
- CAST STONE SILL, COLOR: CRAB ORCHARD. SEE MASONRY SPEC.
- ANCHORED CAST STONE MASONRY VENEER, COLOR: CRAB ORCHARD. SEE MASONRY SPEC.
- EXTERIOR LIGHT FIXTURE, REFER TO ELECTRICAL DRAWINGS.
- ARCHITECTURAL CANOPY, COLOR: REGAL RED, PREMIUM TWO-COAT KYNAR FINISH.
- BRICK PAVER WALKWAY.
- LIGHTED CURVED FASCIA CANOPY ATTACHMENT.
- METAL COPING, COLOR: DARK BRONZE.
- WALL MOUNTED BUILDING SIGN, SEE SHEET A00.
- STANDING SEAM METAL ROOF, COLOR: BRITTE RED.
- ROOF EQUIPMENT SCREEN, COLOR: DARK BRONZE.
- GUTTER, COLOR TO MATCH CUPOLA COLOR.
- DOWNSPOUT, COLOR: DARK BRONZE.
- DRIVE-THRU WINDOW (IF APPLICABLE).
- METAL STANDING SEAM SHED STYLE AWNING AND FRAME ASSEMBLY, ROOF COLOR: BRITTE RED; FRAME COLOR: DARK BRONZE.
- BRICK SOLIDER COURSE, COLOR: 860 BY CONTINENTAL BRICK COMPANY. SEE MASONRY SPEC.
- BRICK ROWLOCK COURSE, COLOR: 860 BY CONTINENTAL BRICK COMPANY. SEE MASONRY SPEC.
- CONTROL JOINT, SEE MASONRY SPEC.
- STEEL ROOF LADDER AND CRANKY POST, COLOR: DARK BRONZE.
- STANDARD THROUGH WALL SCUPPER WITH CONDUCTOR HEAD & DOWNSPOUT, COLOR: DARK BRONZE.
- OVERFLOW SCUPPER.
- ALUMINUM STOREFRONT SYSTEM, SEE A00.
- EXTERIOR HOSE BIB, REFER TO PLUMBING DRAWINGS.
- OUTDOOR FURNITURE.
- ELECTRICAL RECEPTACLE, REFER TO ELECTRICAL DRAWINGS.
- ELECTRICAL EQUIPMENT, REFER TO ELECTRICAL DRAWINGS.
- HM DOOR AND FRAME, COLOR: DARK BRONZE.
- EMERGENCY WATER CONNECTION, REFER TO PLUMBING DRAWINGS.
- SEAMLESS ALUM PANEL SYSTEM WITH EXPOSED FASTENERS, COLOR: DARK BRONZE.
- PROPANE LOCKER.
- ICE MERCHANDISER.
- FTI FULLPORT.
- STEEL BOLLARD, COLOR: DARK BRONZE.
- CO2 FULLPORT.
- DECORATIVE ALUMINUM FENCE, COLOR: DARK BRONZE.
- AUTOMATIC DOOR PUSH PLATE AND BOLLARD, BOLLARD COLOR: DARK BRONZE.
- GAS METER AND RISER, REFER TO CIVIL UTILITY PLAN, COLOR: DARK BRONZE.
- NOT USED.
- LIGHT CHANNEL AT PARAPET CORNING. SEE ARCHITECTURAL AND ELECTRICAL DRAWINGS FOR MORE INFORMATION.
- NOT USED.



2 LEFT ELEVATION
1/4" = 1'-0"



A WALL MOUNTED "SHEETZ" BUILDING SIGN
1/2" = 1'-0"

ISSUE: 03.05.2026
SITE ID NO: 214877
AUTHOR BY: AJMM
REVIEW BY: BJH
VERSION: 6138_v1.0

EXTERIOR
ELEVATIONS

A200

PRELIMINARY ELEVATIONS



3 REAR ELEVATION
TOP OF FINISH 2'0" UP

TYPICAL EXTERIOR ELEVATION NOTES:

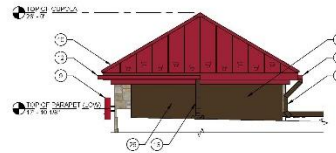
- ALL DIMENSIONS SHOWN UNLESS OTHERWISE SPECIFIED OR UNLESS NOTED TO THE CONTRARY ON THE DRAWING OR UNLESS OTHERWISE NOTED OTHERWISE.
- FLOOR EQUIPMENT BETWEEN TWO STORES OR WINDOWS ARE TO BE FOR THE LOWER LEVEL.
- EXTERIOR WALL AND FLOOR SHALL CONFORM WITH THE CITY OF AKRON 3010 BUILDING DEPARTMENT REGULATIONS. MATERIALS SHALL BE AS SHOWN UNLESS OTHERWISE NOTED.

EXTERIOR ELEVATION KEYNOTES:

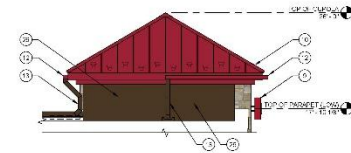
- BRICK LUMBER CO. OR ANY QUALITY BRICK COMPANY, SPF MASONRY BRICK.
- GRID STRIPS SHALL INCLUDE UNID UNID PANEL WALL MOUNTING SPEC.
- ALSO ONE LAST STONE MASONRY VENEER, COLOR: GRAY DTD WARD, SPAN MASONRY SPEC.
- EXTENSION LIGHT FIXTURES REFER TO ELECTRICAL DRAWINGS.
- COLOR: CUSTOM LUMBER, COLOR: RUSTIC, GRAIN: UNPAINTED, FINISH: UNPAINTED.
- BRICK FACIA W/ALUMINUM.
- LIGHT RED DRESSED FACIA CANOPY ATTACHMENT.
- METAL COATING COLOR: DARK BRONZE.
- WALL ISOLATED FIBER INSULATION SHEET AND VENTILATION BRICK.
- VENTILATION SCREEN METAL GRID, COLOR: SILVER-GREY.
- WOOD TRIM: VENEER, COLOR: DARK BRONZE.
- GLASS COLOR: TO MATCH GLASS COLOR.
- DOWNSPOUT, COLOR: DARK BRONZE.
- DRIVE THROUGH WINDOW - APP. SPEC.
- RE: THE EXTERIOR WALLS SHALL BE SPAN MASONRY BRICK OR SPAN MASONRY BRICK CO. TO MATCH BRICK CO. OF PARKING LOT.
- BRICK COLLOR: COURSE, COLOR: GRAY, CONTINENTAL BRICK COMPANY, SPAN MASONRY SPEC.
- BRICK FROM: AQUA WALL AND CO. BY CONTINENTAL BRICK COMPANY, SPAN MASONRY SPEC.
- DOOR: HOLLAND, ALL MASONRY SPEC.
- STEEL ROOF LADDER AND CANOPY: WEST, COLOR: DARK BRONZE.
- STANDARD THROUGH WALL SUPPORTS IN BLOCKS TO BE MADE A DOWNSPOUT, COLOR: DARK BRONZE.
- OVERHEAD EQUIPMENT.
- ALUMINUM STORE FRONT SYSTEM: ICCA 400.
- EXTERIOR DOOR: REFER TO PLUMBING DRAWINGS.
- CEILING: PLASTER.
- ELECTRICAL: NEOTRAK: REFER TO ELECTRICAL DRAWINGS.
- ELECTRICAL: HOLLOWAY: REFER TO ELECTRICAL DRAWINGS.
- FINISH: DOOR AND TRIM: COLOR: DARK BRONZE.
- PAPER: 3/4" GYPSUM BOARD: REFER TO PLUMBING DRAWINGS.
- GRASS: 1/2" ALUM. PANEL: REFER TO PLUMBING DRAWINGS, COLOR: DARK BRONZE.
- PROPANE: COOP.
- RICE MENU INFO SIGN.
- 8 1/2" RECESS.
- STEEL BRACKET: COLOR: DARK BRONZE.
- DOOR: LIGHT.
- COORDINATE ALUMINUM TRIM: COLOR: DARK BRONZE.
- AUTOMATIC DOOR PUSH PLATE AND COLLAR: COLLAR: COLOR: DARK BRONZE.
- GLASS: 1/2" PANELED: REFER TO PLUMBING DRAWINGS, COLOR: DARK BRONZE.
- DOOR: HOLLAND.
- DOOR: HOLLAND.
- DOOR: HOLLAND.



4 RIGHT ELEVATION
TOP OF FINISH 2'0" UP



5 CUPOLA ELEVATION FROM ROOF
TOP - 1'0"



6 CUPOLA ELEVATION FROM ROOF
TOP - 1'0"

NO.	DATE	DESCRIPTION

ISSUE:	03.05.2026
SHEET NO.:	21487
AUTHOR:	AMM
REVIEW:	RJH
VERSION:	8139_V1.0

PROJECT NAME:
**NEW SHEETZ STORE
HARPERSFIELD
TOWNSHIP**

OWNER:
SHEETZ, INC.
5700 SIXTH AVE.
ALTOONA, PA 16602

CONSULTANT


PROFESSIONAL

KEYPLAN

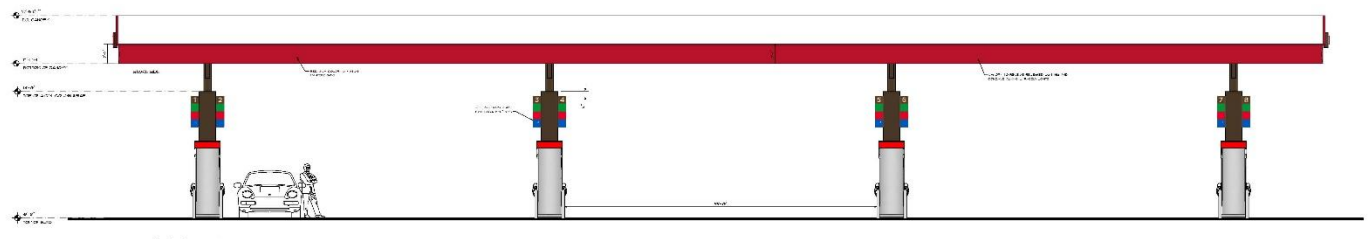
ISSUE: **01-30-2025**
PROJECT NO.
AUTHOR BY: **DNC**
REVIEW BY:
SHEET TITLE

GAS AWNING

AWNING

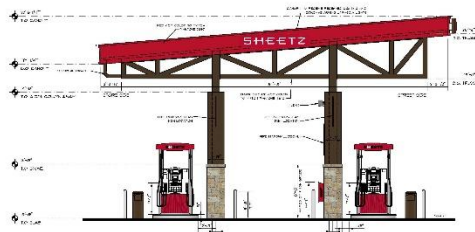
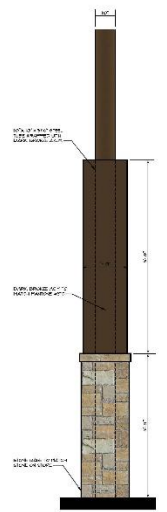


SIDE 'B' ELEVATION
SCALE: 3/16" = 1'-0"

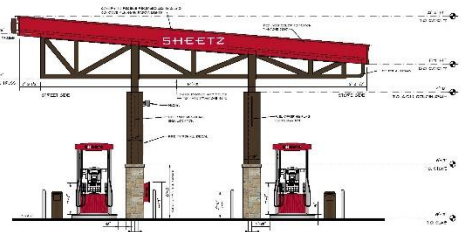


SIDE 'D' ELEVATION
SCALE: 3/16" = 1'-0"

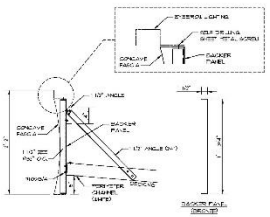
COLUMN ELEVATION
SCALE: 1/2" = 1'-0"



SIDE 'A' LEFT SIDE ELEVATION
SCALE: 3/16" = 1'-0"



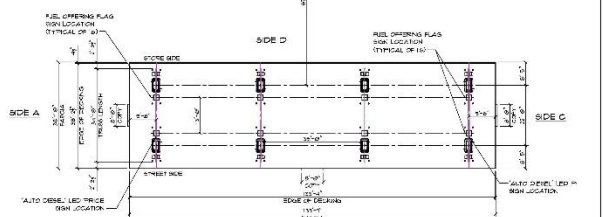
SIDE 'C' RIGHT SIDE ELEVATION
SCALE: 3/16" = 1'-0"



CONCAVE FASCIA MOUNTING DETAIL
SCALE: 1/4" = 1'-0"



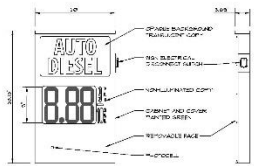
CANOPY MOUNTED SHEETZ SIGN DETAIL
SCALE: 1/2" = 1'-0"



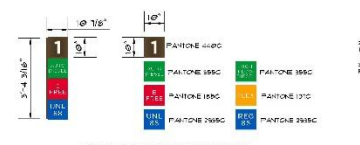
PLAN VIEW FOR LOGO LOCATIONS



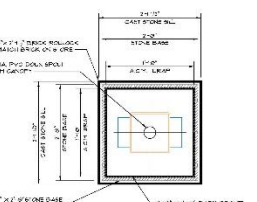
"AUTO DIESEL" PRICE SIGN ELEVATION AND DETAIL
SCALE: 1/4" = 1'-0"



TOTAL SIGN AREA = 480 SQ. FT.
SINGLE FACE GAS NET
7 REQUIRED



DOUBLE FACED FUEL OFFERING FLAG SIGN DETAILS
SCALE: 1/2" = 1'-0"



STONE COLUMN BASE DETAIL
SCALE: 1/4" = 1'-0"

PROTOTYPE MATERIALS



(1): BRICK VENEER



(2): ANCHORED CAST STONE MASONRY



(3): CAST STONE SILL



(4): RED METAL



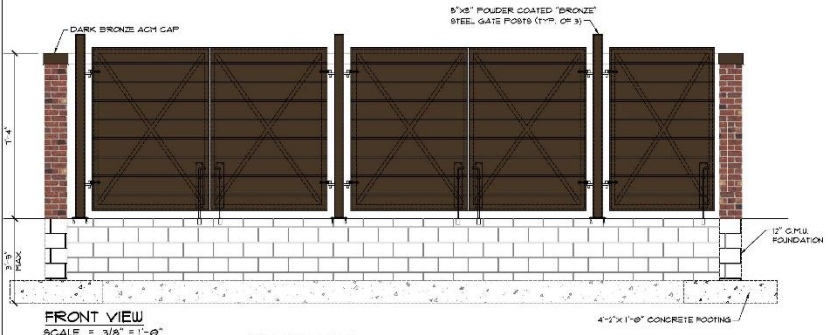
(5): RED ACM



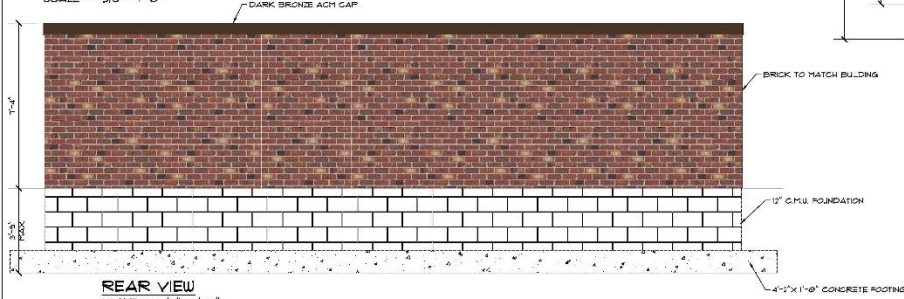
(6): DARK BRONZE METAL

PROJECT NAME:

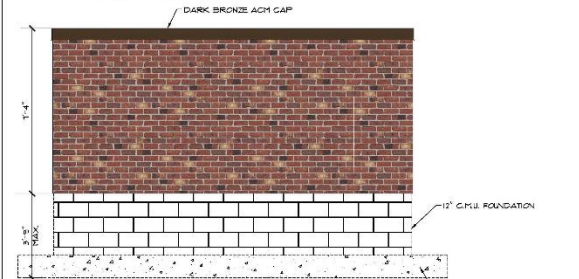
OWNER:



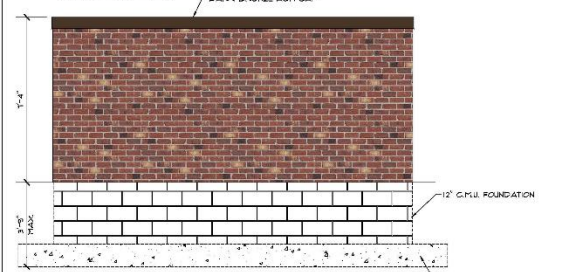
FRONT VIEW
SCALE = 3/8\" = 1\"-0\"



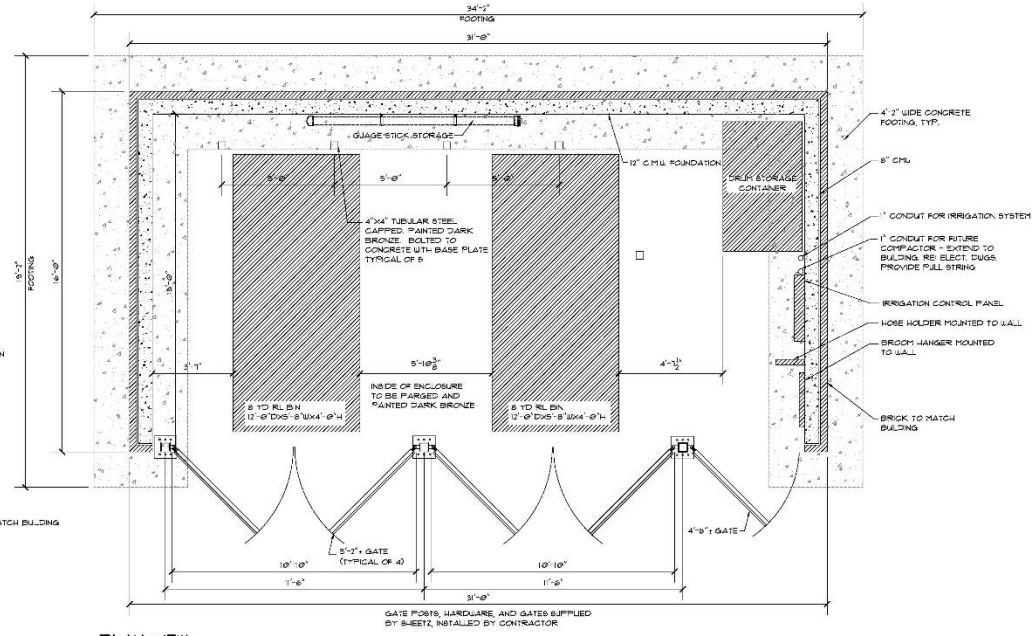
REAR VIEW
SCALE = 3/8\" = 1\"-0\"



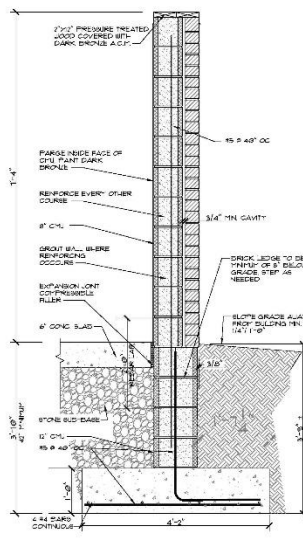
LEFT VIEW
SCALE = 3/8\" = 1\"-0\"



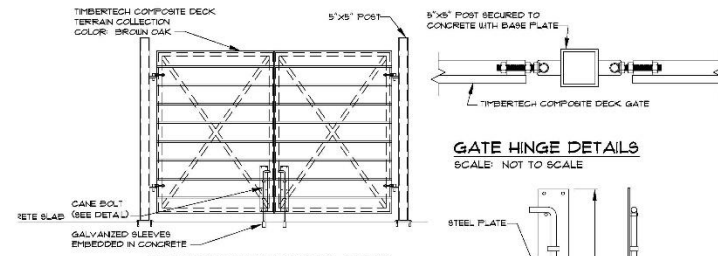
RIGHT VIEW
SCALE = 3/8\" = 1\"-0\"



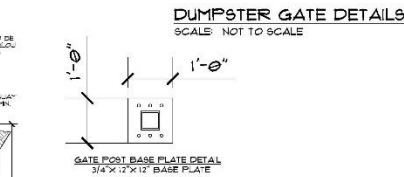
PLAN VIEW
SCALE = 3/8\" = 1\"-0\"



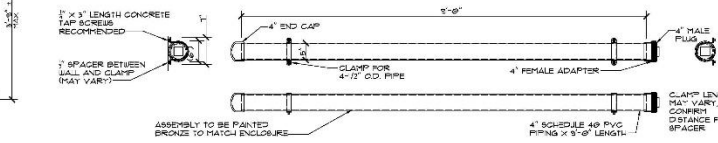
WALL SECTION
SCALE: 3/4\" = 1\"-0\"



GATE HINGE DETAILS
SCALE: NOT TO SCALE



DUMPSTER GATE DETAILS
SCALE: NOT TO SCALE



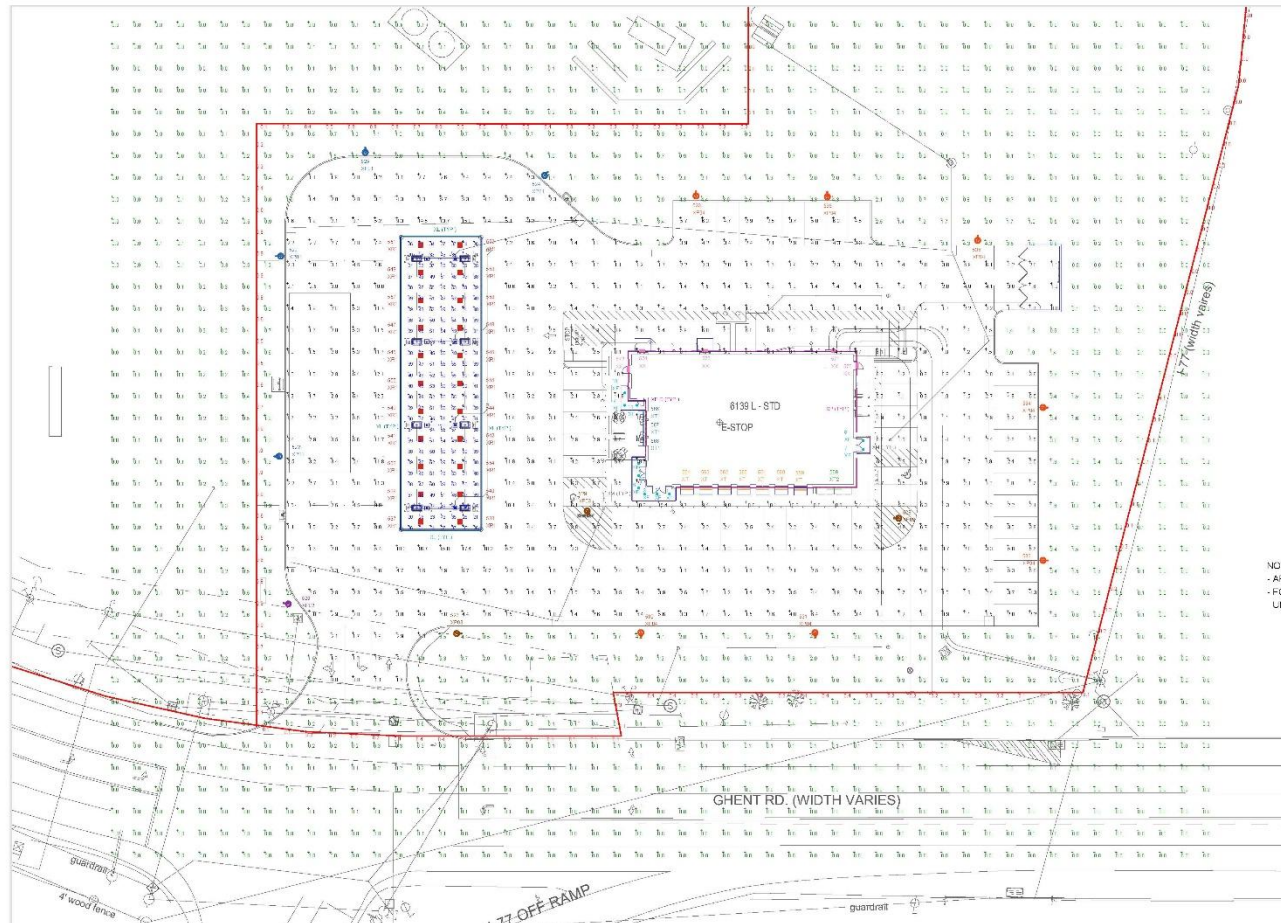
GUAGE STICK DETAILS
SCALE: 3/4\" = 1\"-0\"

MARK	DATE	DESCRIPTION

ISSUE: **07-29-25**
PROJECT NO:
AUTHOR BY: NMI
REVIEW BY:
SHEET TITLE

TRASH
ENCLOSURE

CONSTRUCTION: BRICKWORK: MATCH SURROUNDING BUILDING. BRICK TO MATCH BUILDING. BRICK MATCH BUILDING. MATCH SURROUNDING BUILDING. BRICK TO MATCH BUILDING. BRICK TO MATCH BUILDING. BRICK TO MATCH BUILDING.



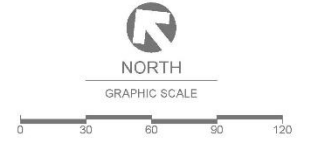
LUM. NO.	LABEL	MTG. HT.	TILT
1-11	XL	11.33	0
12	XL	17.887	0
13	XL	21.079	0
14	XL	18.082	5
15	XL	18.415	5
16	XL	18.77	5
17	XL	19.123	5
18	XL	19.476	5
19	XL	19.83	5
20	XL	20.183	5
21	XL	20.537	5
22	XL	20.89	5
23	XL	18.082	5
24	XL	18.415	5
25	XL	18.77	5
26	XL	19.123	5
27	XL	19.476	5
28	XL	19.83	5
29	XL	20.183	5
30	XL	20.537	5
31	XL	20.89	5
32-63	XL	21.079	0
64-86	XL	17.887	0
96-111	XM	12	0
112-388	XP	18	0
387-621	XP-D	18	0
622-825	XP-1	18	0
826	XP-2	18	0

LUM. NO.	LABEL	MTG. HT.	TILT
627-629	XP03	18	0
630-636	XP04	18	0
637	XR1	19	0
638	XR1	17.42	0
639	XR1	19	0
640	XR1	17.42	0
641	XR1	19	0
642	XR1	17.42	0
643	XR1	19	0
644	XR1	17.42	0
645	XR1	19	0
646	XR1	17.42	0
647	XR1	19	0
648	XR1	17.42	0
649	XR1	19	0
650	XR1	17.42	0
651	XR1	19	0
652	XR1	17.42	0
653	XR1	19	0
654	XR1	17.42	0
655	XR1	19	0
656	XR1	17.42	0
657	XR1	19	0
658	XR1	17.42	0
659-665	XT	13.5	50
666-668	XT1	13.5	80
669	XT2	15	0
670-674	XX	10	0

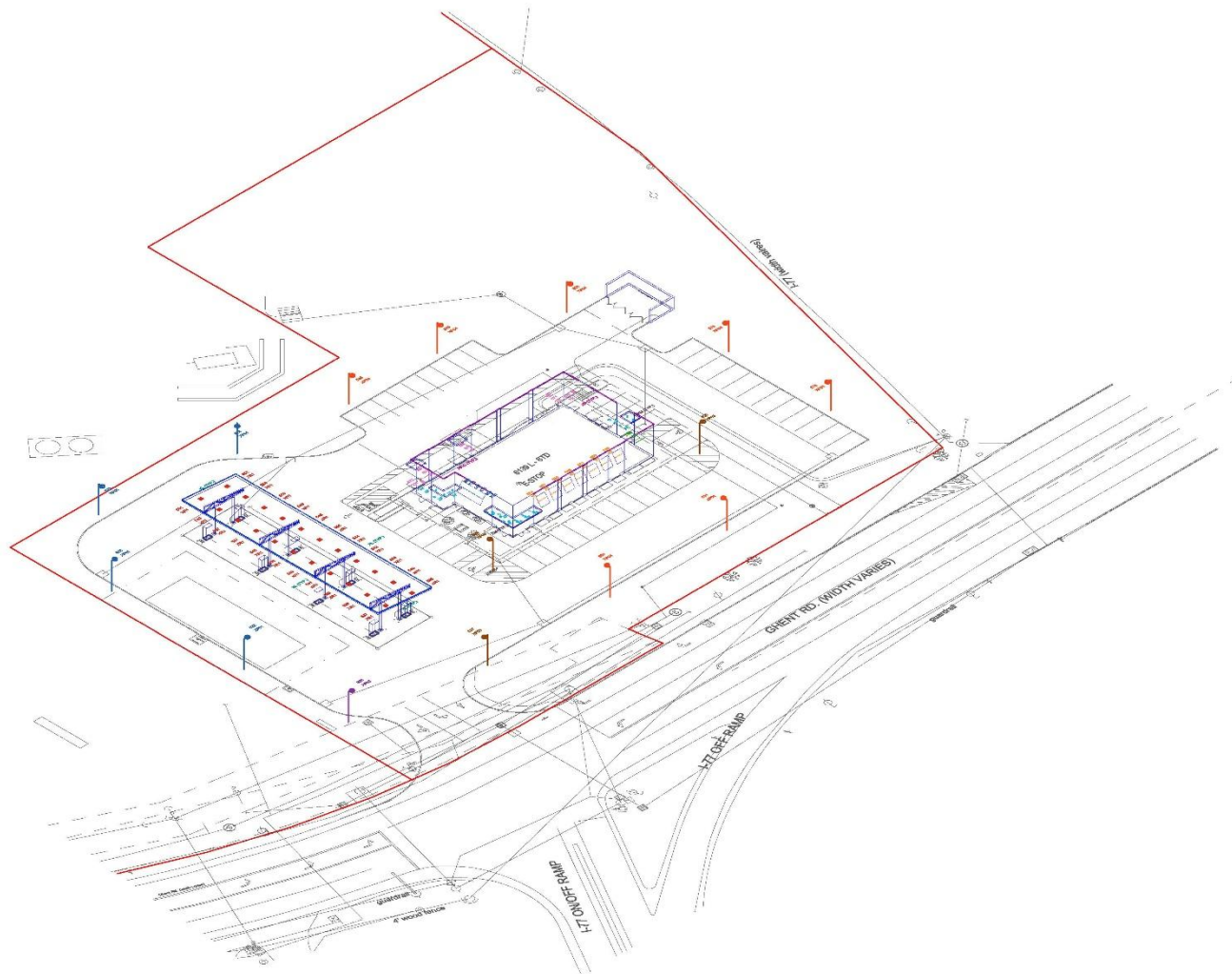
NOTE:
 - AREA LIGHTS ON NEW 15 FT. POLES MOUNTED ON 3 FT. CONCRETE BASES
 - FOOTCANDLE LEVELS CALCULATED AT GRADE USING INITIAL LUMEN VALUES
 UNLESS NOTED OTHERWISE.

THIS SITE IS LOCATED IN A REGION WHERE LIGHTING IS REGULATED BY LOCAL ORDINANCES

LABEL	AVG	MAX	MIN	AVG/MIN	MAX/MIN
PROPERTY LINES	0.23	1.0	0.0	N/A	N/A
SITE PAVED AREA	3.85	27.1	0.6	4.94	33.66
UNDEFINED	0.34	6.6	0.0	N/A	N/A
UNDER CANOPY	43.25	97	20	2.16	2.65




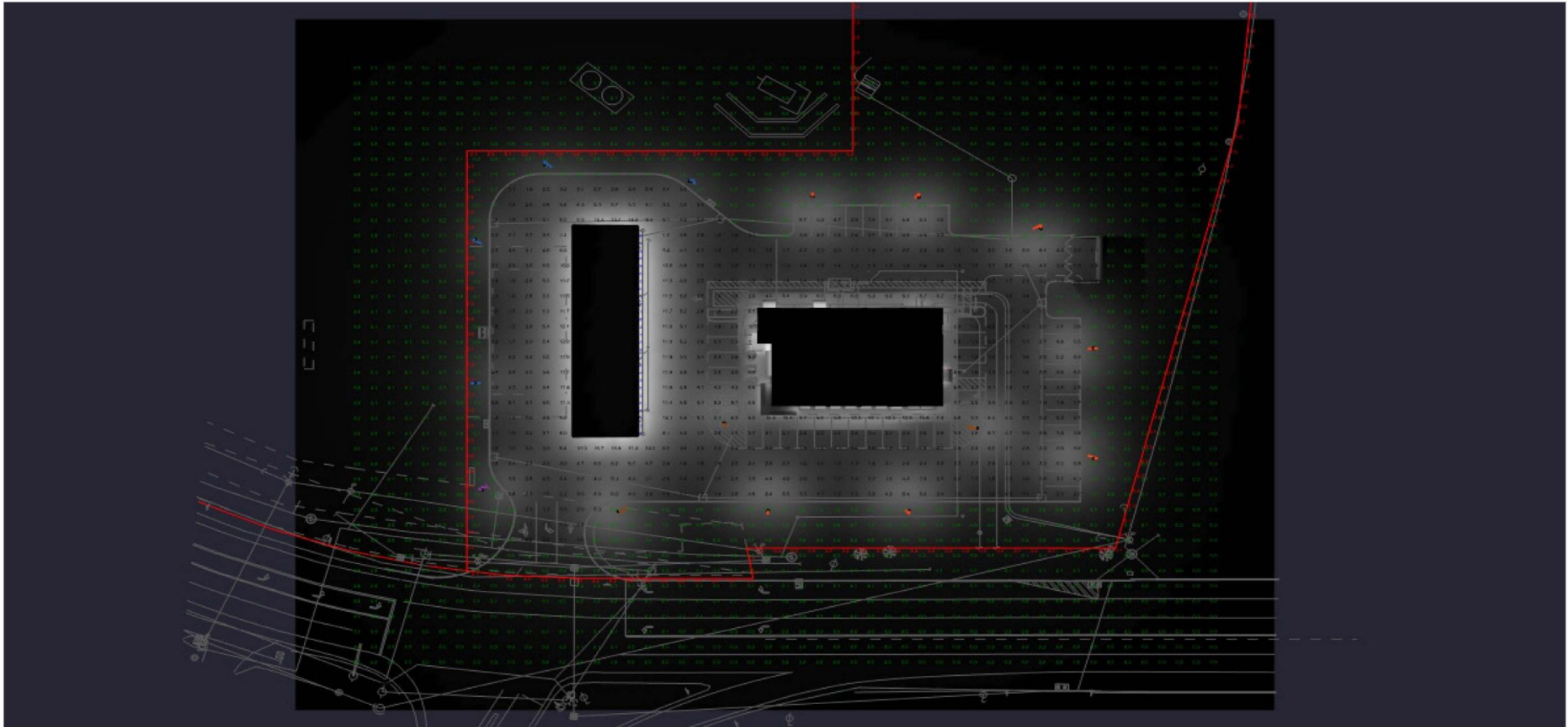
SYMBOL	QTY	LABEL	ARRANGEMENT	LUMENS	LLF	BUG RATING	WATTS/LUMINAIRE	TOTAL WATTS	MANUFACTURER	CATALOG LOGIC
	11	XL	Single	1037	1.000	N.A.	10	110	Amerlux, LLC	ORDX4-10-305-M-GSTM-RB-UCM
	84	XL	SINGLE	136	1.000	N.A.	4.12	346.08	Blair Companies	4 FT. LINEAR STRIP LIGHT (BY OTHERS, SHOWN FOR CONTRIBUTION)
	16	XM	SINGLE	136	0.700	N.A.	4.12	80.92	Blair Companies	LB-110-00-XX-G26-RD11FR4-15
	275	XP	Single	305	1.000	N.A.	3.69	1006.6	PLED	STREET WRAP FLEX BACK BEND 300CK
	135	XP-D	Single	25	1.000	N.A.	0.305	41.175	P-LED	STREET WRAP FLEX BACK BEND 300CK
	4	XP01	Single	3548	1.020	B1-J1-G1	30	120	Holophane	GBLF3 P10 30K MVOLT ASY QSM BZ + GBLF3-HSS + CVC 27IN 1A TN QSM BZ + MSA 14 84C 17D C12 BZ
	1	XP02	Single	6830	1.020	B1-J2-G2	61	51	Holophane	GBLF3 P20 30K MVOLT ASY QSM BZ + GBLF3-HSS + CVC 27IN 1A TN QSM BZ + MSA 14 84C 17D C12 BZ
	3	XP03	Single	11188	1.030	B3-J0-G3	95	285	Holophane	GBLF3 P60 30K MVOLT ASY QSM BZ + CVC 27IN 1A TN QSM BZ + MSA 14 84C 17D C12 BZ
	7	XP04	Single	10250	1.020	B2-J2-G3	95	665	Holophane	GBLF3 P60 30K MVOLT ASY QSM BZ + GBLF3-HSS + CVC 27IN 1A TN QSM BZ + MSA 14 84C 17D C12 BZ
	22	XR1	Single	15105	1.000	B3-J0-G2	107	2354	Lithonia Lighting	RCNY LED AL02 40K 90CRI SYMP MVOLT BZS DVHXD SETTING 6
	7	XT	Single	1640	1.000	N.A.	20	140	SPI Lighting Inc	SEW12146 SFT L20W AN08 120-277V 3000K PSE SMA OAP (6.00 IN) FIXT. HEAD FACTORY SET TO 50 DEGREE TILT AWAY FROM BLDG.
	3	XT1	Single	1472	1.000	N.A.	16	48	SPI Lighting Inc	SEW12146 4FT L16W AN08 120-277V 3000K PSE SMA OAP (6.00 IN) FIXT. HEAD FACTORY SET TO 50 DEGREE TILT AWAY FROM BLDG.
	1	XT2	Single	2208	1.000	N.A.	24	24	SPI Lighting Inc	SEW12146 8FT L24W AN08 120-277V 3000K SMA PSE OAP12
	5	XX	Single	1921	1.000	B1-J0-G0	16	80	WILLIAMS OUTDOOR	VWM-H-L17830-TL-DBZ-CGL-DIM-UVV (BRONZE COLOR 80CR)

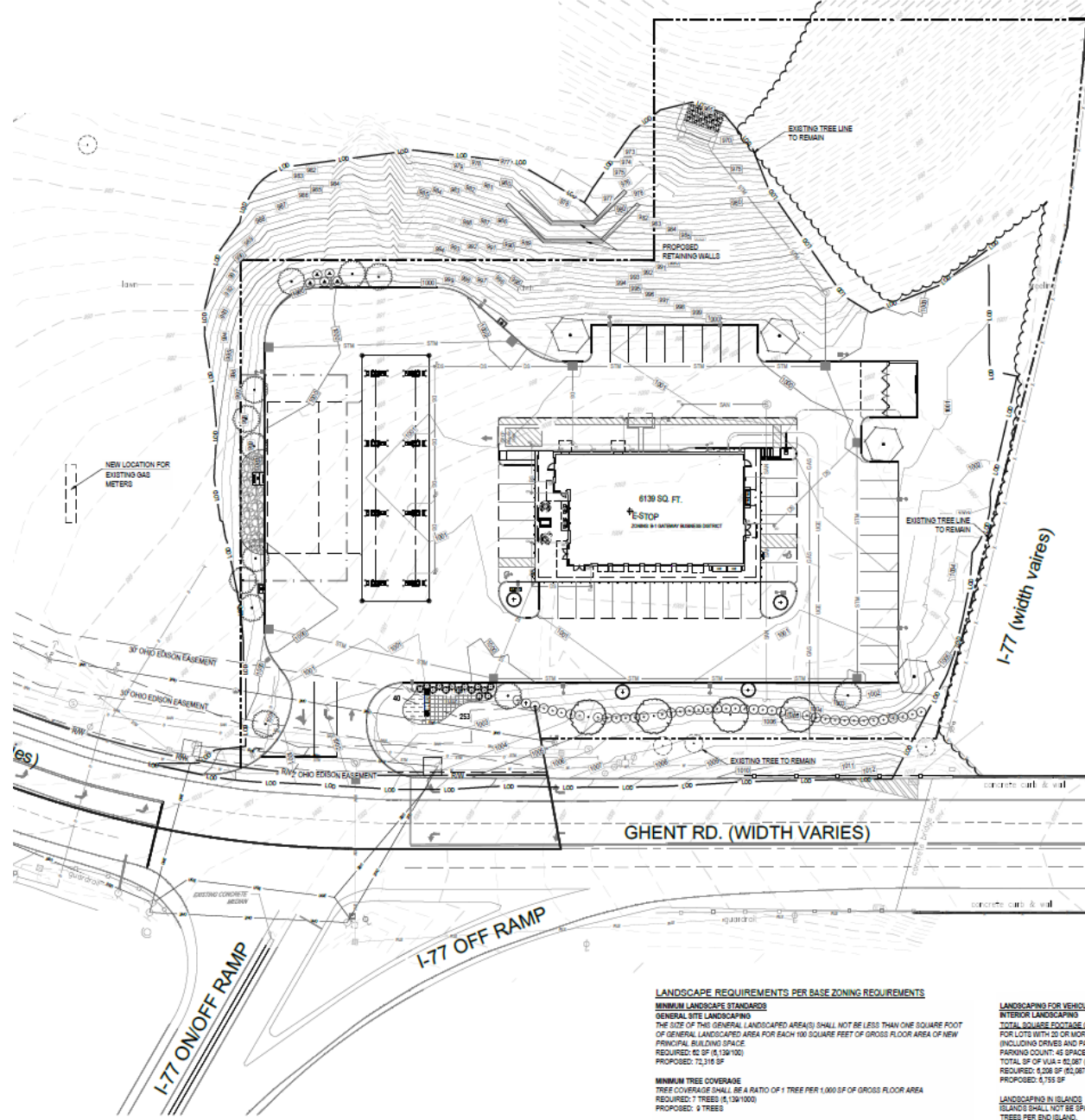


ALL SITE PLANS, FLOOR PLANS, MECHANICAL, ELECTRICAL, AND PLUMBING PLANS AND INSTRUMENTS ARE LIMITED TO ANY PROJECTS CREATED OR REDUCED BY REDLEONARD ASSOCIATES INC. AND ONLY REFERRED TO AS SUCH. NO OTHER USE OF THESE PLANS OR INSTRUMENTS IS PERMITTED. REDLEONARD ASSOCIATES INC. ASSUMES NO LIABILITY FOR ANY DAMAGE TO PERSONS OR PROPERTY IN CONNECTION WITH THESE PLANS OR INSTRUMENTS. THE INFORMATION CONTAINED HEREIN IS FOR GENERAL INFORMATION ONLY AND IS NOT TO BE USED FOR ANY OTHER PURPOSE. THE INFORMATION CONTAINED HEREIN IS NOT TO BE USED FOR ANY OTHER PURPOSE. THE INFORMATION CONTAINED HEREIN IS NOT TO BE USED FOR ANY OTHER PURPOSE. THE INFORMATION CONTAINED HEREIN IS NOT TO BE USED FOR ANY OTHER PURPOSE.









PLANT SCHEDULE

SYMBOL	QTY	BOTANICAL / COMMON NAME	SIZE	MIN HT / SPR	SPACING
TREES					
	4	ACER RUBRUM 'OCTOBER GLORY' OCTOBER GLORY RED MAPLE	7" CAL		AS SHOWN
	4	FRAXINUS PENNSYLVANICA GREEN ASH	7" CAL		AS SHOWN
	4	MALUS X 'LOLLIPOP' LOLLIPOP CRABAPPLE	7" CAL		AS SHOWN
	12	MALUS X 'SELECT A' FLOWERING CRABAPPLE	7" CAL		AS SHOWN
SHRUBS					
	5	CORNUS SERICEA RED TWIG DOGWOOD		30" HT	5'-0" OC
	42	ILEX CORNUTA 'BURFORDII NANA' DWARF BURFORD HOLLY		36" HT	5'-0" OC
	14	JUNIPERUS X 'PRITZERIANA 'GOLD COAST' GOLD COAST PRITZER JUNIPER		24" HT	4'-0" OC
GROUND COVERS					
	40	EUONYMUS FORTUNII 'COLORATUS' PURPLE-LEAF WINTERKEEPER		1 GAL	2'-0" OC
	253	HEMEROCALLIS X 'STELLA DE ORO' STELLA DE ORO DAYLILY		1 GAL	1'-0" OC
	633 SF	DECORATIVE GRAVEL			

NUMBER INDICATED ON HATCH THROUGHOUT THE DRAWING REFLECTS THE NUMBER OF PLANTS IN THAT PARTICULAR AREA

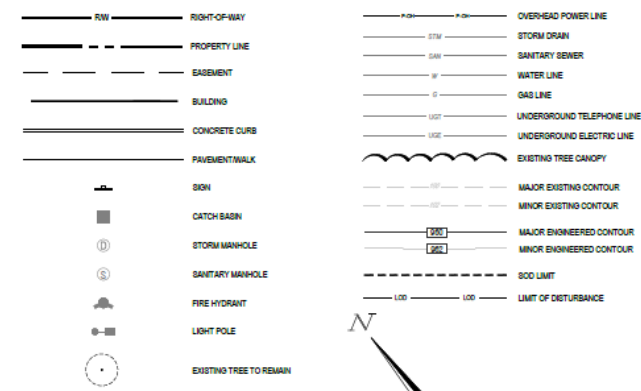
MULCH

- MULCH SHALL BE 4" THICK LAYER OF COLORED BARKED, HARDWOOD MULCH OR COLORED BARK OR BLACK
- CONTRACTOR TO MAINTAIN A MINIMUM OF MULCH THROUGHOUT ALL TREES AND SHRUBS
- ALL TREES SHALL BE MAINTAINED AT 1" DIA. FROM TRUNK TO THE EDGE OF MULCH THROUGHOUT THE PROJECT
- "BLACK" MULCH IS TO BE MAINTAINED UNDER ALL PERMANENT OR APPROXIMATE EQUAL SHALL PLANTS BE MAINTAINED AT EACH TREE HOLE
- ALL MULCHES SHALL BE PLANTED WITH IDENTICAL MULCHES

LABEL

- ALL DISTURBED AREAS TO BE PLANTED WITH IDENTICAL MULCHES

LEGEND



LANDSCAPE REQUIREMENTS PER BASE ZONING REQUIREMENTS

MINIMUM LANDSCAPE STANDARDS

GENERAL SITE LANDSCAPING
THE SIZE OF THE GENERAL LANDSCAPED AREA(S) SHALL NOT BE LESS THAN ONE SQUARE FOOT OF GENERAL LANDSCAPED AREA FOR EACH 100 SQUARE FEET OF GROSS FLOOR AREA OF NEW PRINCIPAL BUILDING SPACE
REQUIRED: 82 SF (0.125/100)
PROPOSED: 72,316 SF

MINIMUM TREE COVERAGE
TREE COVERAGE SHALL BE A RATIO OF 1 TREE PER 1,000 SF OF GROSS FLOOR AREA
REQUIRED: 7 TREES (1,129/1000)
PROPOSED: 9 TREES

BUFFERS
STREETSCAPE BUFFER
30' WIDE BUFFER, 1 DECIDUOUS TREE/EVERGREEN TREE AND 5 SHRUBS PER 50 LF OF STREET FRONTAGE

SOUTH - GHENT RD. 400 LF
REQUIRED: 8 TREES, 40 SHRUBS
PROPOSED: 8 TREES, 40 SHRUBS

EAST - HWY I-77 400 LF
REQUIRED: 8 TREES, 40 SHRUBS
PROPOSED: REQUIREMENT MET WITH EXISTING VEGETATION

LANDSCAPING FOR VEHICULAR USE AREAS

INTERIOR LANDSCAPING
TOTAL SQUARE FOOTAGE OF INTERIOR LANDSCAPING FOR LOTS WITH 10 OR MORE SPACES, VUE LANDSCAPING NEEDS TO BE 10% OF THE GROSS VUA (INCLUDING DRIVES AND PARKING AREAS)
PARKING COUNT: 45 SPACES
TOTAL SF OF VUA: 82,387 (NOT INCLUDING BUILDING SF)
REQUIRED: 8,238 SF (82,387 X 10%)
PROPOSED: 6,755 SF

LANDSCAPING IN ISLANDS
ISLANDS SHALL NOT BE SPACED OUT MORE THAN 15 SPACES, AND MUST BE 135 SF MINIMUM. ONE TREE PER END ISLAND.
REQUIRED: 8 TREES
PROPOSED: 8 TREES (2 RELOCATED DUE TO THE DRIVE THROUGH)

SCREENING OF SERVICE STRUCTURES
SCREEN SERVICE STRUCTURES WITH PLANTINGS 1' HIGHER THAN STRUCTURE WITH 75% OPACITY WITHIN 2 YEARS OF PLANTING
REQUIRED: SCREENING OF MECHANICAL EQUIPMENT
PROPOSED: REQUIREMENT MET WITH 6" HIGH VINYL FENCE

OHIO.gov
Before You Dig

NOTE:
THIS PLAN IS PRELIMINARY IN NATURE AND IS STRICTLY TO BE USED FOR ZONING REVIEW PURPOSES ONLY.

APPEARANCE REVIEW COMMISSION

APRIL 6, 2026

